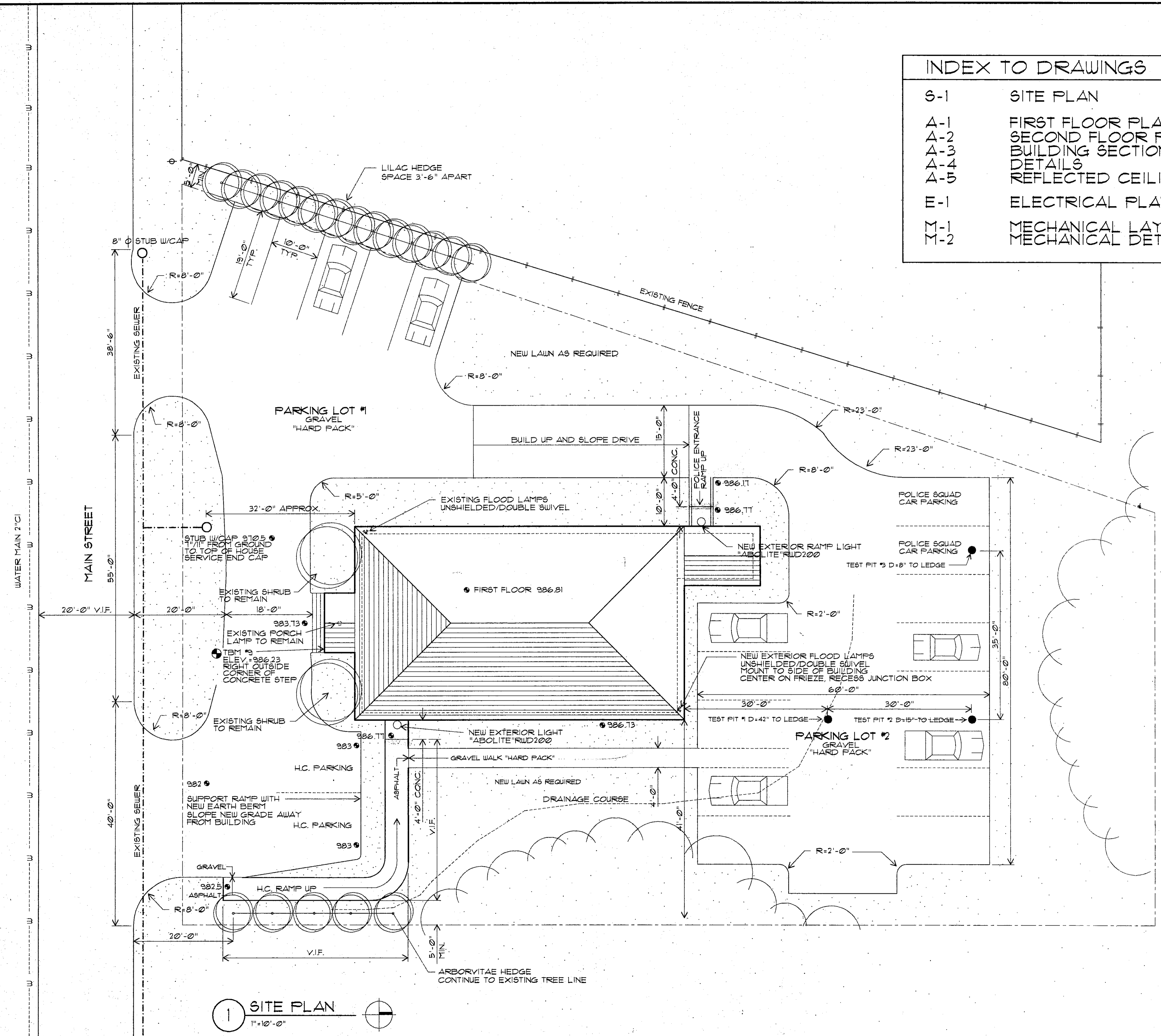


THE BURLEY PARTNERSHIP  
 ARCHITECTS / PLANNERS  
 WAITSFIELD, VT (802) 496-3900

INDEX TO DRAWINGS	
S-1	SITE PLAN
A-1	FIRST FLOOR PLAN
A-2	SECOND FLOOR PLAN
A-3	BUILDING SECTIONS/DETAILS
A-4	DETAILS
A-5	REFLECTED CEILING PLAN
E-1	ELECTRICAL PLAN
M-1	MECHANICAL LAYOUT
M-2	MECHANICAL DETAILS




1 SITE PLAN  
 1"=10'-0"

REVISIONS

JOB No.	FILE No.	DRAWN	CHECKED	SCALE	DATE
950T	M9-1	TFW	JW	1"=10'-0"	6/19/95

HALL

SET # 3



THE BURLEY PARTNERSHIP  
ARCHITECTS / PLANNERS  
WATTSFIELD, VT (802)496-3900

REVISIONS

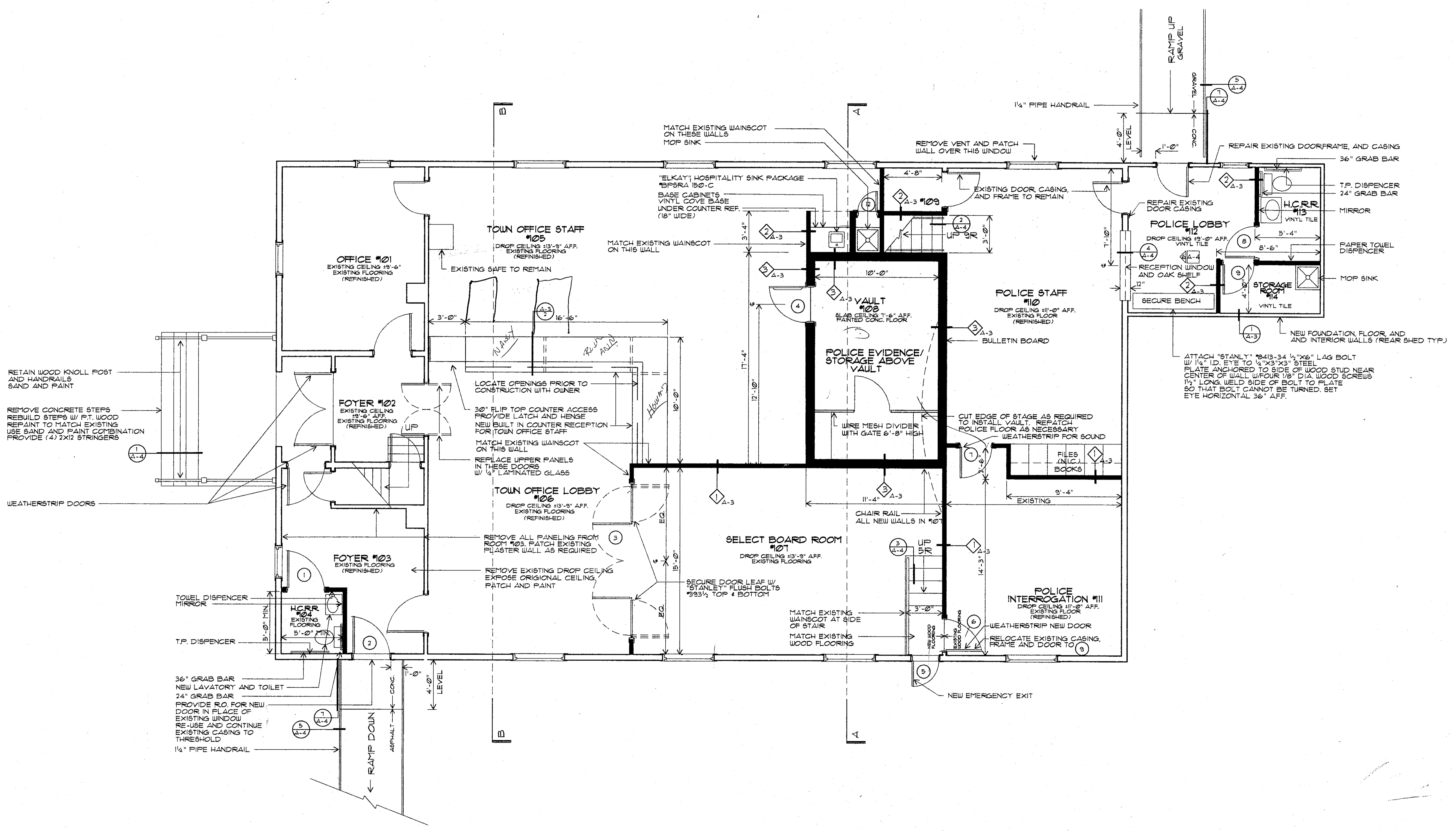
JOB No.	9501
FILE No.	MA-1-2
DRAWN	TFJ
CHECKED	JW
SCALE	1/4"=1'-0"
DATE	6/19/95

PROJECT TITLE  
**MERIDEN TOWN HALL**

SHEET TITLE  
**FIRST FLOOR PLAN**


SHEET NO.  
**A-1**

SHEET



**1 FIRST FLOOR PLAN**  
1/4"=1'-0"  

 NEW WALLS  
EXISTING WALLS



THE BURLEY PARTNERSHIP  
ARCHITECTS / PLANNERS  
WAITSFIELD, VT (802) 496-3900

REVISIONS

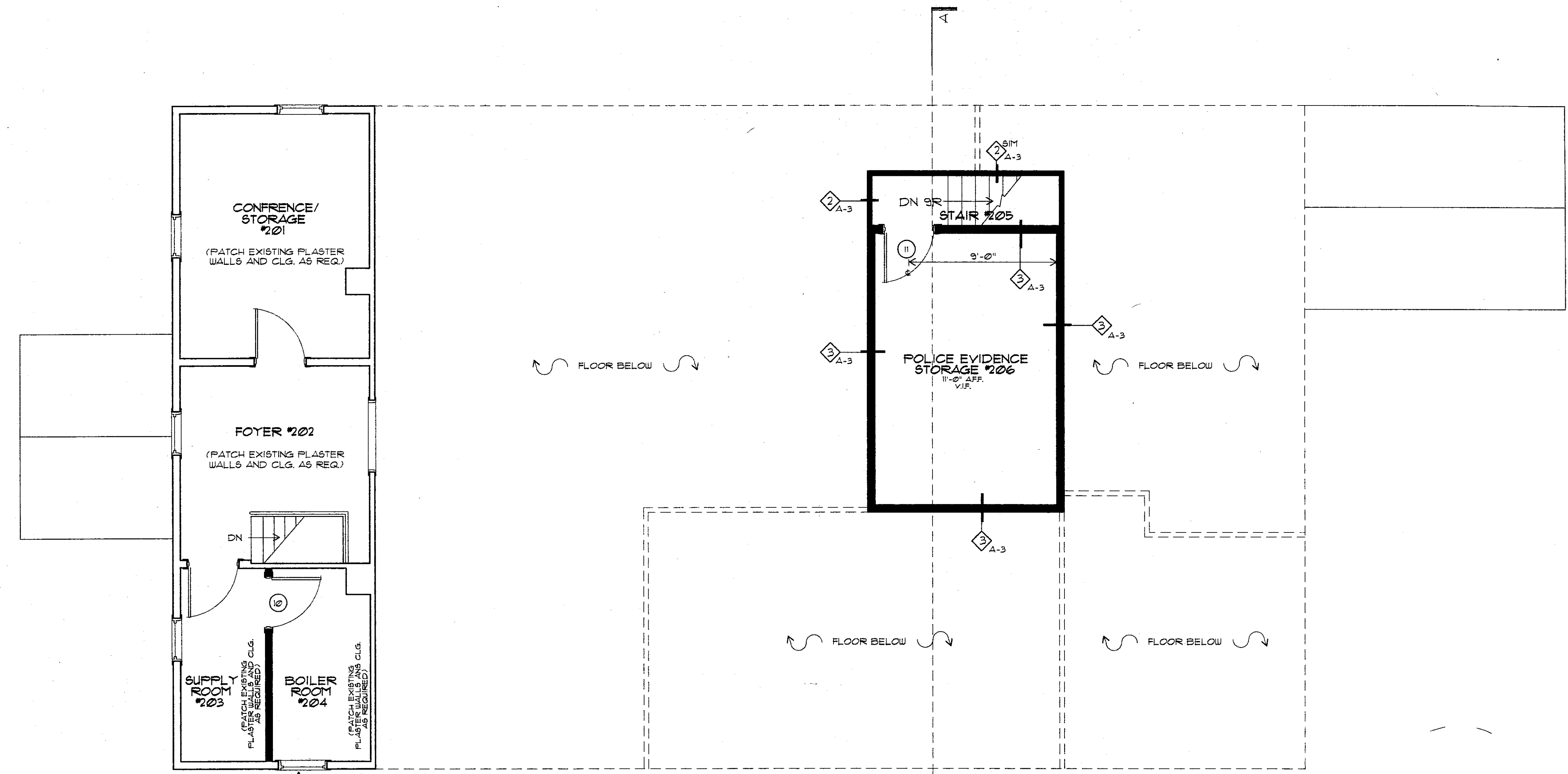
JOB No.	9507
FILE No.	MA-1-2
DRAWN	TFU
CHECKED	JW
SCALE	1/4" = 1'-0"
DATE	6/19/95

PROJECT TITLE  
**MERIDEN TOWN HALL**

SHEET TITLE  
**SECOND FLOOR PLAN**

SHEET NO.

SHEET OF



**SECOND FLOOR PLAN**  
1/4" = 1'-0"

NEW WALLS  
EXISTING WALLS

FRESH AIR INTAKE THROUGH EXISTING WOOD SHUTTERS

- GENERAL NOTES:**
- INSTALL INTERIOR STORM WINDOWS IN ALL EXISTING WINDOWS.
  - INSTALL EXTERIOR SCREENS IN ALL EXISTING WINDOWS.
  - CHECK AND REPAIR ALL DAMAGED WINDOWS.
  - REMOVE ALL EXISTING INTERIOR PARTITIONS FROM REAR SHED.
  - SAND ALL EXISTING WOOD FLOORS AND APPLY THREE COATS OF POLYURETHANE, SATIN FINISH, BUFF WITH STEEL WOOL PADS.


ROOM	SINK	SINK FITTING	TOILET	REMARKS
KITCH.	ELKAY BPSRA#50-C			36" TYP
H.C.R.R. #103	AMER. STAN. #2356.015	MOEN #4512 91316 HANDLES	AMER. STAN. 216B.100	SINK RIM 34" AFF.
H.C.R.R. #113	AMER. STAN. #2356.015	MOEN #4512 91316 HANDLES	AMER. STAN. 216B.100	SINK RIM 34" AFF.

NO.	NOMINAL SIZE	FINISH	MODEL #	COMMENTS
1	3'-0" x 6'-8"	BROSCO	M-1053	INSTALL CLOSER 1460
2	2'-8" x 6'-8"	BROSCO	M-1053	INSTALL CLOSER 1460 USE 2 OFFSET HINGES
3	3'-0" x 6'-8"	BROSCO	M-1053	STANLEY FLUSH BOLTS (4)
4	EXISTING VAULT DOOR			
5	2'-4" x 1'-0"	BROSCO	M-100	G.C. ADD CLAPBOARDS TO EXTERIOR-NO EXTERIOR FRAME OR HARDWARE
6	2'-10" x 6'-8"	BROSCO	M-1053	MODIFY CASING AS REQUIRED TO FIT 2'-8" x 1'-0" DOOR W/ 2'-0" OFFSET HINGE
7	2'-10" x 6'-8"	BROSCO	M-1053	RE-USE EXISTING TRIM WHERE POSSIBLE. FILL NEW SPACE ABOVE DOOR WITH NEW WALL
8	3'-0" x 6'-8"	BROSCO	M-1053	INSTALL CLOSER LCN #4013
9	EXISTING 2'-8" x 6'-8"			RE-USE EXISTING CASING FRAME AND DOOR
10	3'-0" x 6'-8"	HOLLOW METAL		H.M. FRAME
11	3'-0" x 6'-8"	HOLLOW METAL	FLUSH	H.M. FRAME
12	1'-6" x 6'-8"	BROSCO	M-1053	

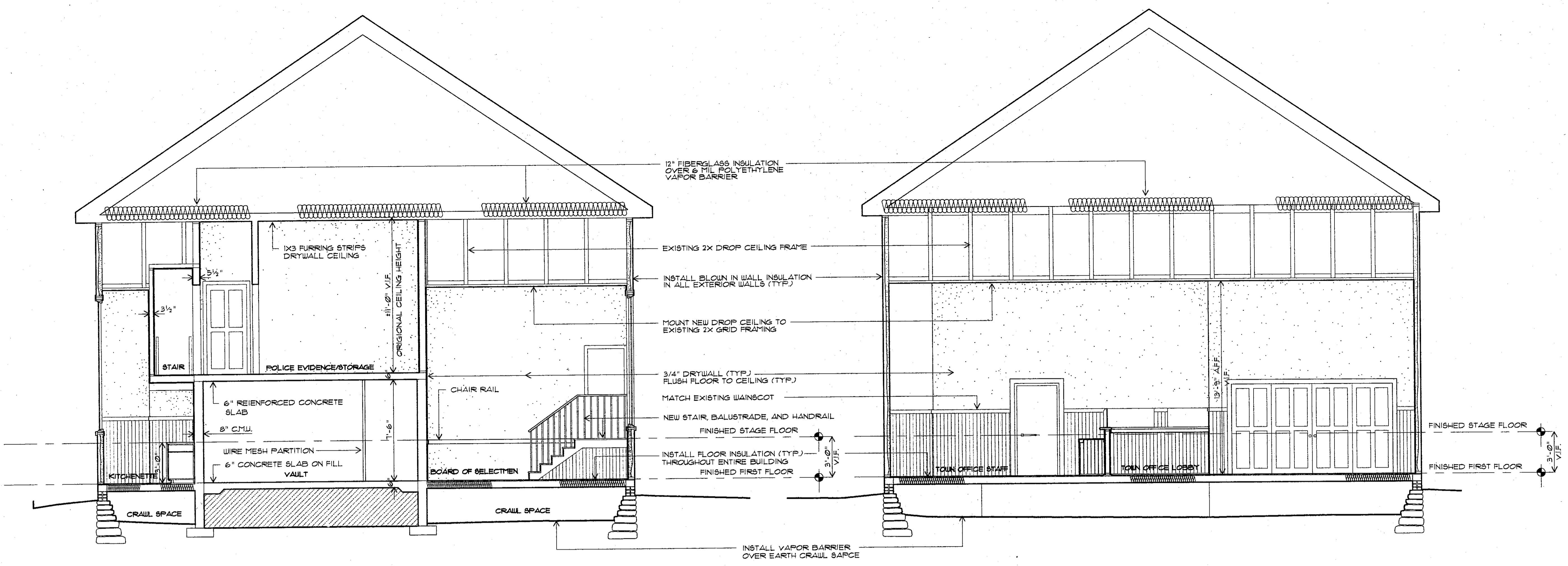
SPACE NO.	DESCRIPTION	FLOOR				WALLS				CEILING				BASE			
		MATL.	FN.	MATL.	FN.	NORTH	EAST	SOUTH	WEST	MATL.	FN.	MATL.	FN.	MATL.	FN.		
101	OFFICE	EX	RF	EX	PT	EX	PT	EX	PT	EX	PT	EX	PT	EX	PT		
102	FOYER	EX	RF	EX	PT	EX	PT	EX	PT	EX	PT	EX	PT	EX	PT		
103	FOYER	EX	RF	EX	PT	EX	PT	EX	PT	EX	PT	EX	PT	EX	PT		
104	H.C.R.R.	EX	RF	GYF	PT	EX	PT	EX	PT	GYF	PT	EX	PT	W	PT		
105	T.O.STAFF	EX	RF	WG	PT	EX	PT	EX	PT	EX	PT	AT	-	ME	PT		
106	T.O.LOBBY	EX	RF	WG	PT	EX	PT	EX	PT	-	-	AT	-	ME	PT		
107	S.B.R.	EX	RF	GYF	PT	EX	PT	GYF	PT	GYF	PT	AT	-	ME	PT		
108	VAULT	C	PT	CMU	-	CMU	-	CMU	-	C	-	-	-	-	-		
109	CLOSET	EX	RF	GYF	PT	GYF	PT	GYF	PT	EX	PT	AT	-	ME	PT		
110	P.STAFF	EX	RF	EX	PT	GYF	PT	GYF	PT	EX	PT	AT	-	ME	PT		
111	P. INTERR	EX	RF	EX	PT	EX	PT	GYF	PT	GYF	PT	AT	-	ME	PT		
112	P.LOBBY	VT	-	GYF	PT	GYF	PT	EX	PT	GYF	PT	AT	-	ME	PT		
113	H.C.R.R.#2	VT	-	GYF	PT	GYF	PT	GYF	PT	GYF	PT	AT	-	ME	PT		
114	STORAGE	VT	-	GYF	PT	GYF	PT	GYF	PT	GYF	PT	AT	-	ME	PT		
201	CONF/STOR	EX	RF	EX	PT	EX	PT	EX	PT	EX	PT	AT	-	EX	PT		
202	FOYER	EX	RF	EX	PT	EX	PT	EX	PT	EX	PT	EX	PT	EX	PT		
203	SUPPLY	EX	RF	GYF	PT	EX	PT	EX	PT	EX	PT	AT	-	ME	PT		
204	BOILER	EX	RF	EX	PT	EX	PT	GYF	PT	EX	PT	AT	-	ME	PT		
205	STAIR	W		GYF	PT	GYF	PT	GYF	PT	GYF	PT	GYF	PT	-	-		
206	POL. STOR	C	PT	GYF	PT	GYF	PT	GYF	PT	GYF	PT	EX	PT	V	-		

- FINISH SCHEDULE ABBREVIATIONS:**
- EX: EXISTING (PATCH AS REQUIRED)
  - RF: REFINISH (SEE SPECIFICATIONS TO CLARIFY)
  - GYF: GYPSUM WALL BOARD-5/8" FIRE RATED
  - C: CONCRETE
  - PT: PAINTED
  - AT: CONCEALED CIRRUS TILE #519 "ARISTON"
  - CMU: CONCRETE MASONRY UNIT
  - W: WOOD 4" HIGH
  - ME: MATCH EXISTING
  - WG: MATCH EXISTING WAINSCOT
  - VT: NEW GYPSUM WALL BOARD
  - V: VINYL TILE
  - Y: COVERED VINYL BASE

**A-2**



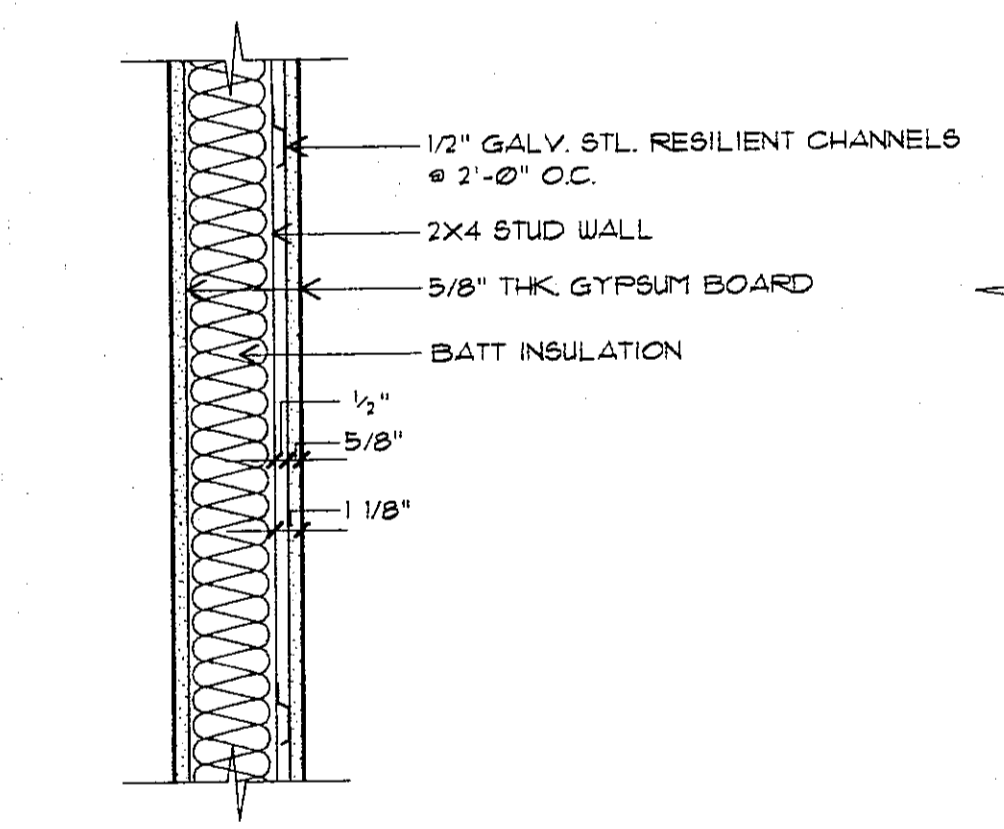
THE BURLEY PARTNERSHIP  
 ARCHITECTS / PLANNERS  
 WATTSFIELD, VT (802)496-3900



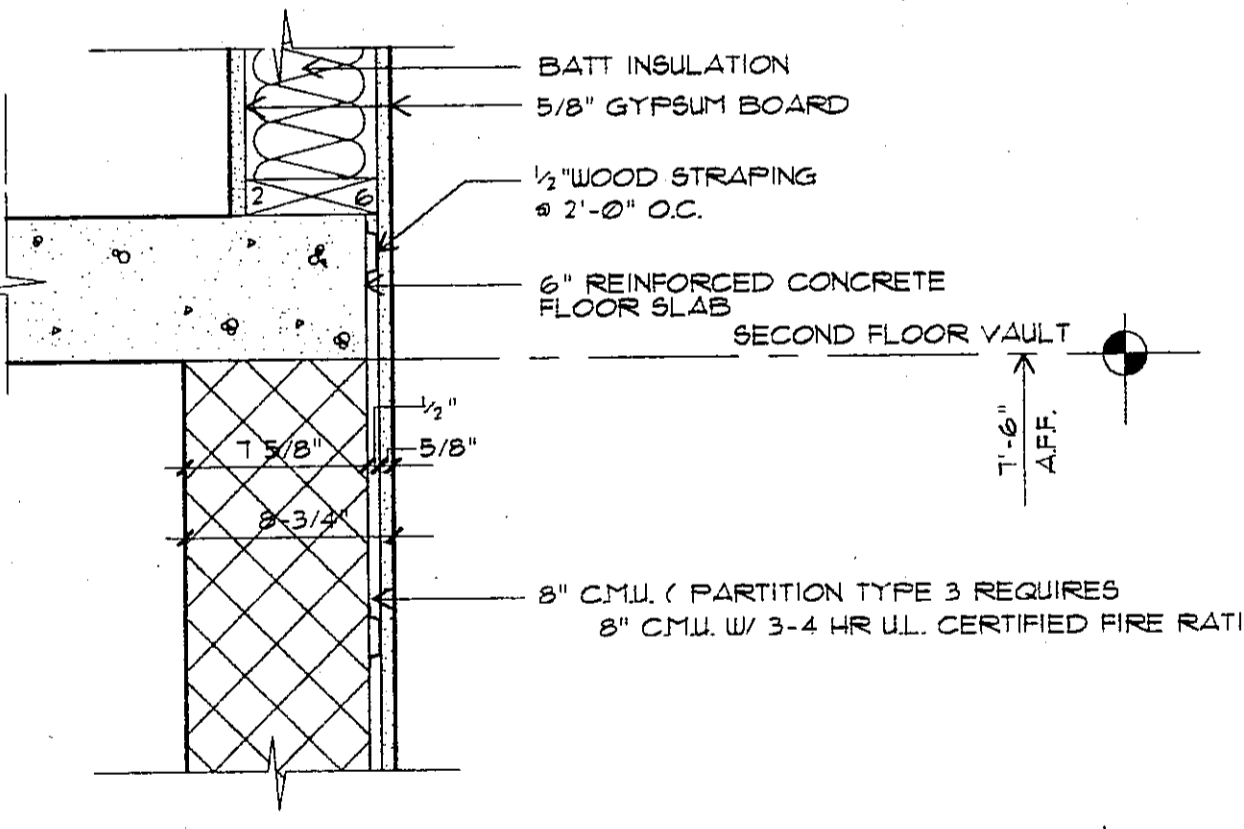
**A** BUILDING SECTION THRU VAULT  
 1/4" = 1'-0"

**B** BUILDING SECTION THRU COUNTER  
 1/4" = 1'-0"

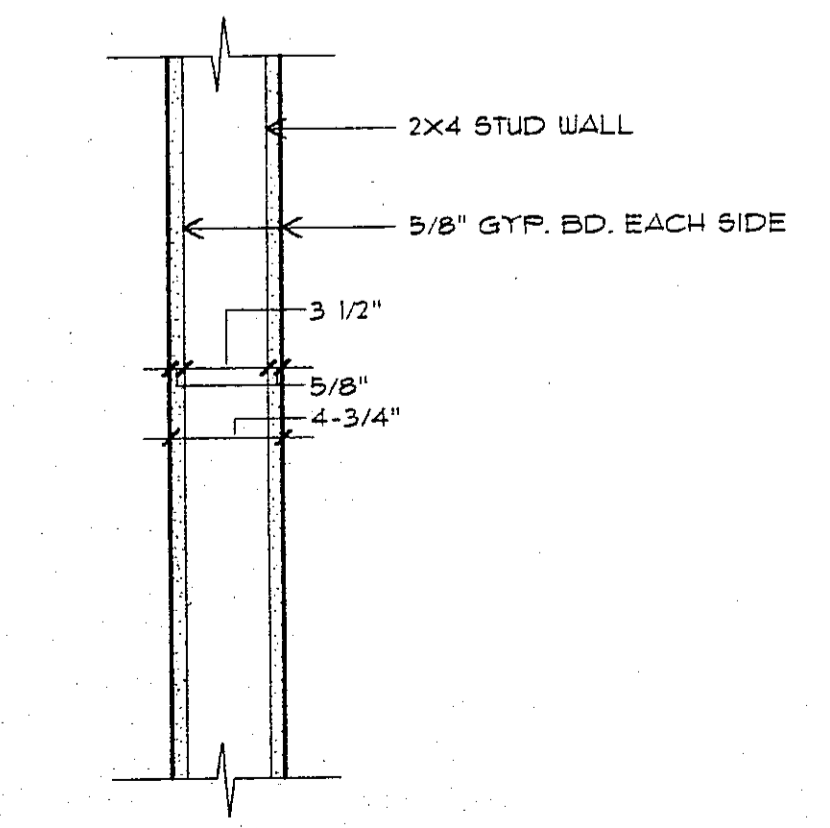
NOTE: USE DESIGN NO. U901 FROM THE FIRE RESISTANCE DIRECTORY.



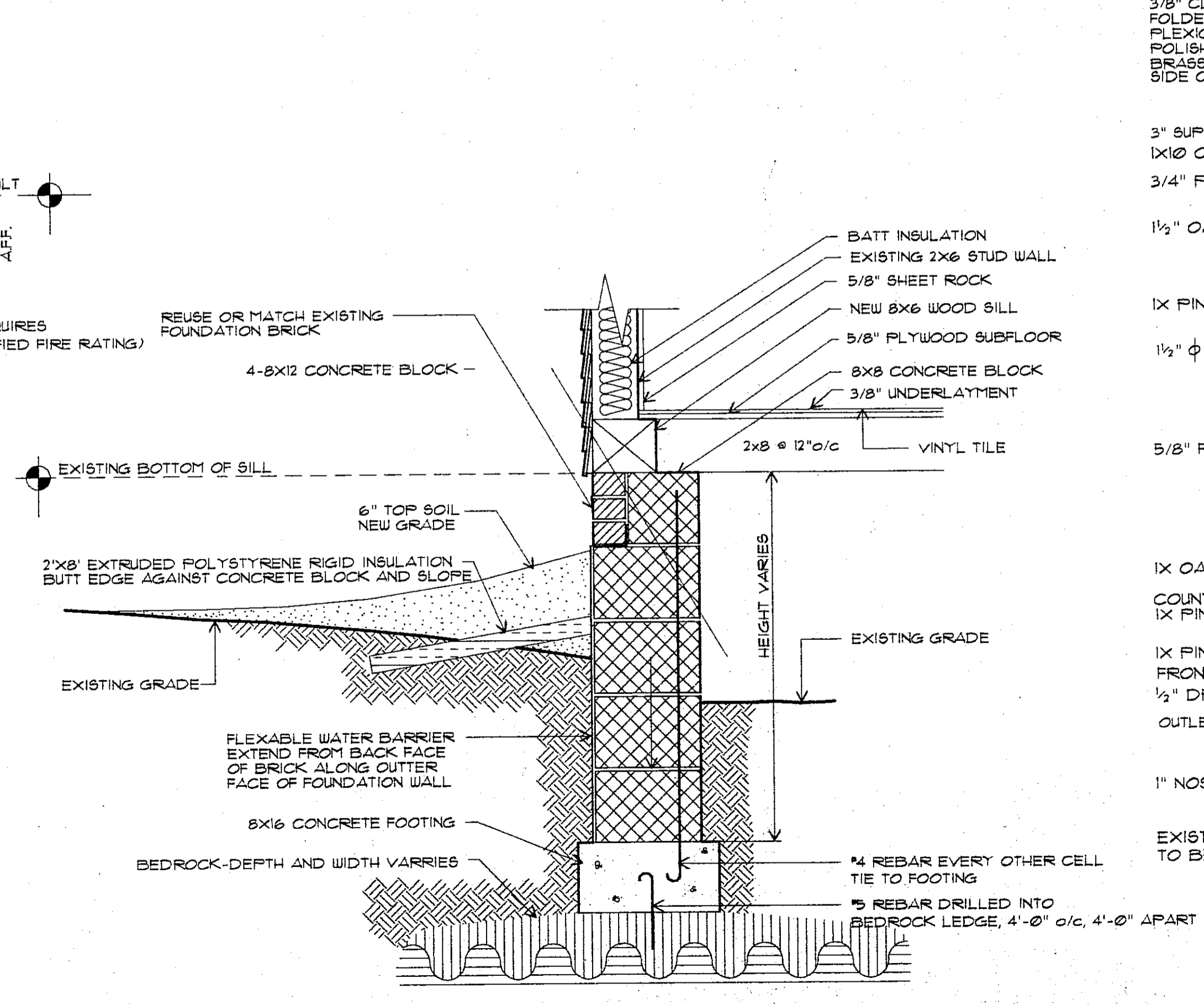
**1** WALL SECTION  
 1/2" = 1'-0"



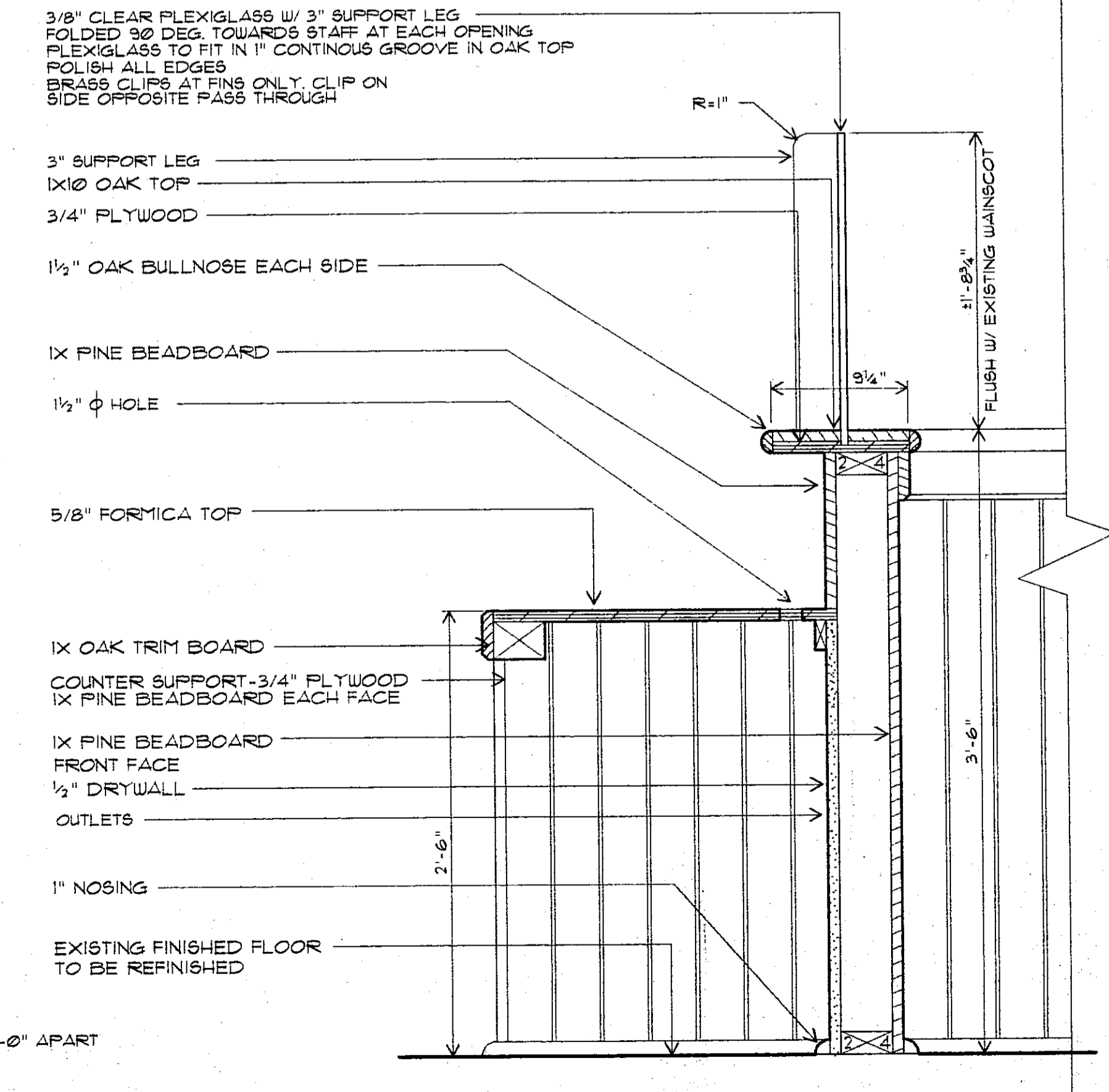
**3** WALL SECTION  
 1/2" = 1'-0"



**2** WALL SECTION  
 1/2" = 1'-0"



**1** REAR SHED FOUNDATION DETAIL  
 1" = 1'-0"



**2** COUNTER DETAIL  
 1/2" = 1'-0"

REVISIONS

JOB No.	9501
FILE No.	MA-3
DRAWN	TFU
CHECKED	JU
SCALE	AS NOTED
DATE	6-15-95


PROJECT TITLE  
**MERIDEN TOWN HALL**

SHEET TITLE  
**BUILDING SECTIONS/DETAILS**

SHEET NO.

**A-3**

SHEET OF



THE BURLEY PARTNERSHIP  
ARCHITECTS / PLANNERS  
WAITSFIELD, VT (802) 496-3900

REVISIONS

JOB No.	FILE No.	DRAWN	CHECKED	SCALE	DATE
9507	MA-4	TFU	JU	AS NOTED	6/19/95

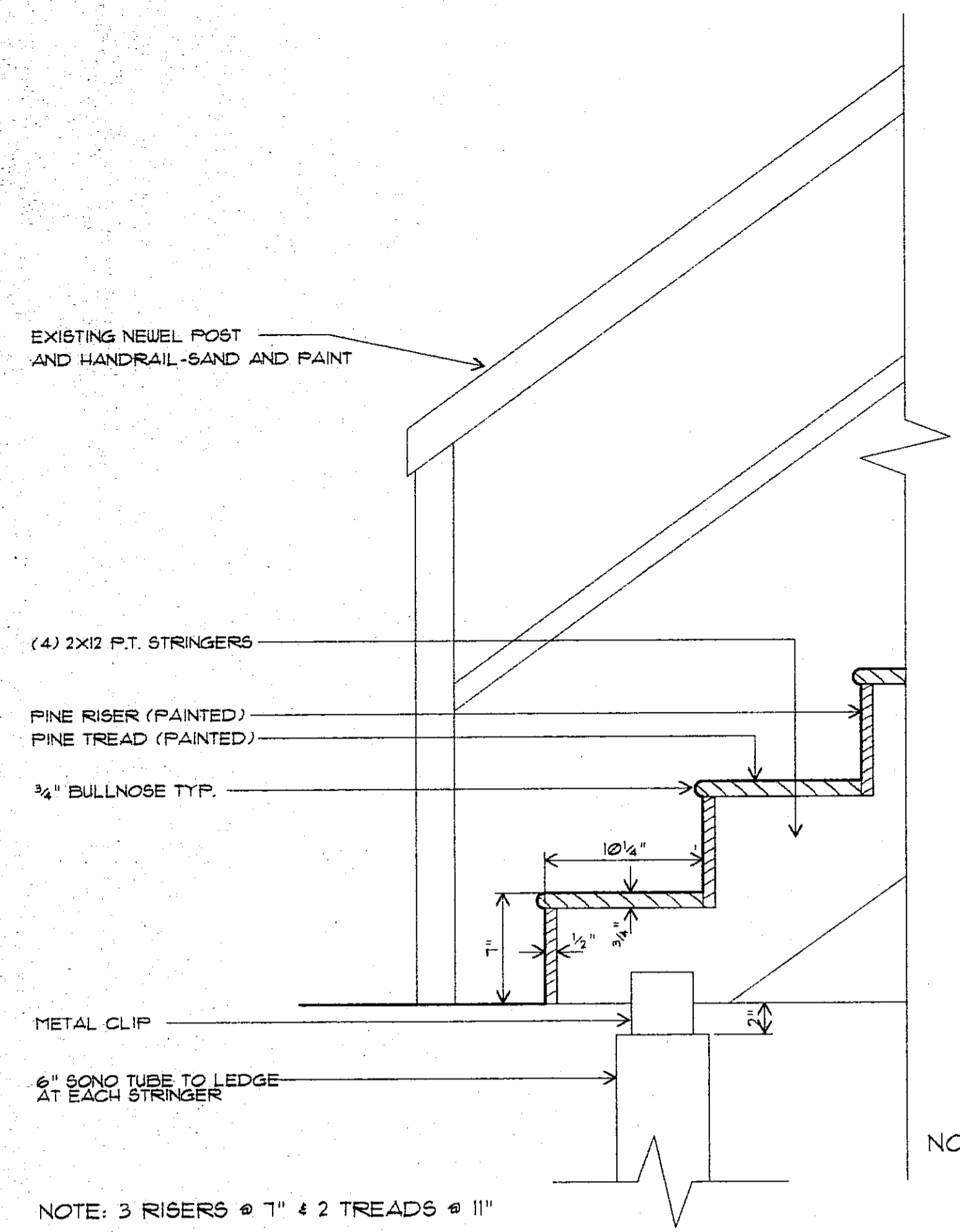
PROJECT TITLE  
**MERIDEN TOWN HALL**

SHEET TITLE  
**DETAILS**

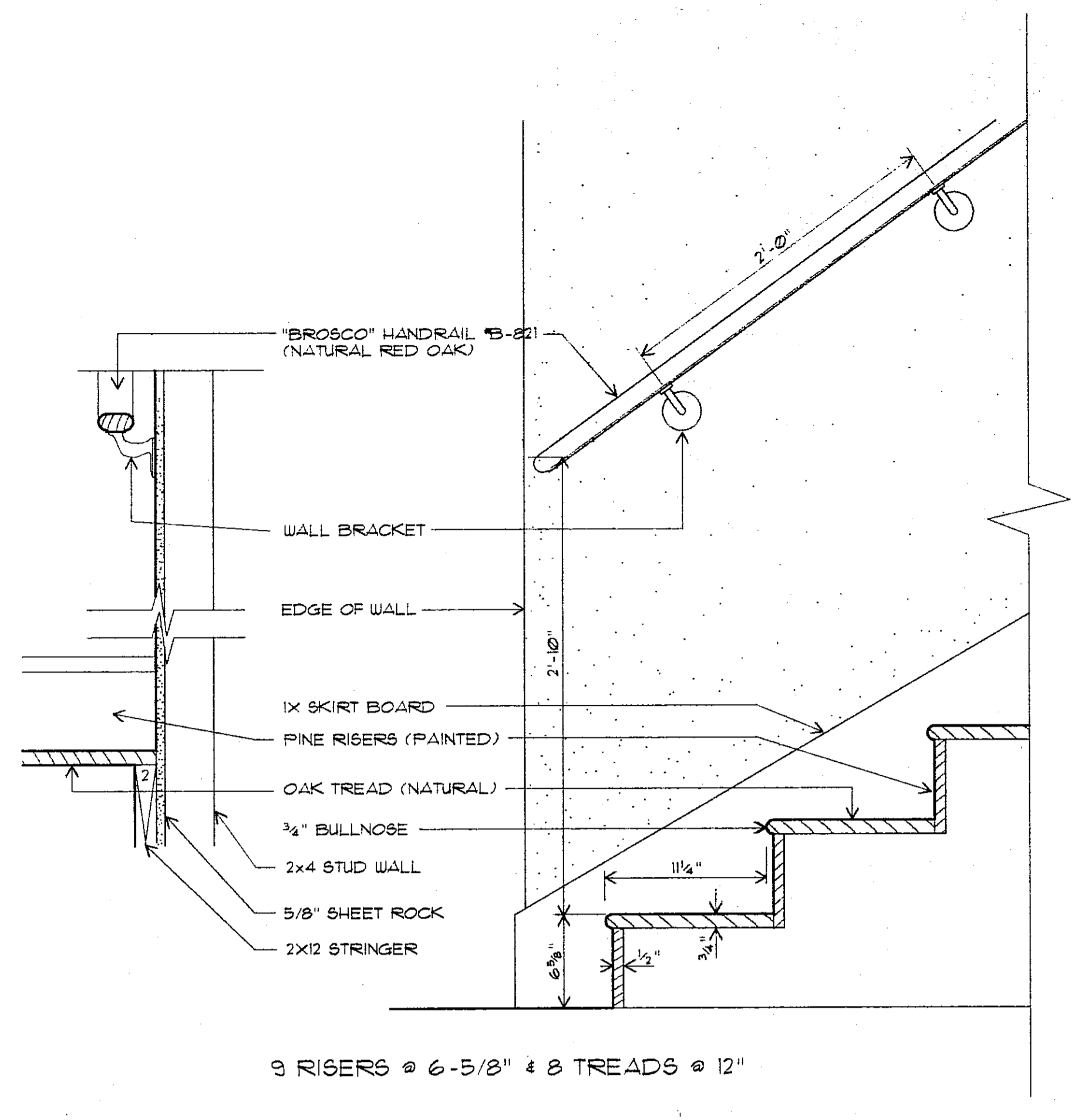
SHEET NO.

**A-4**

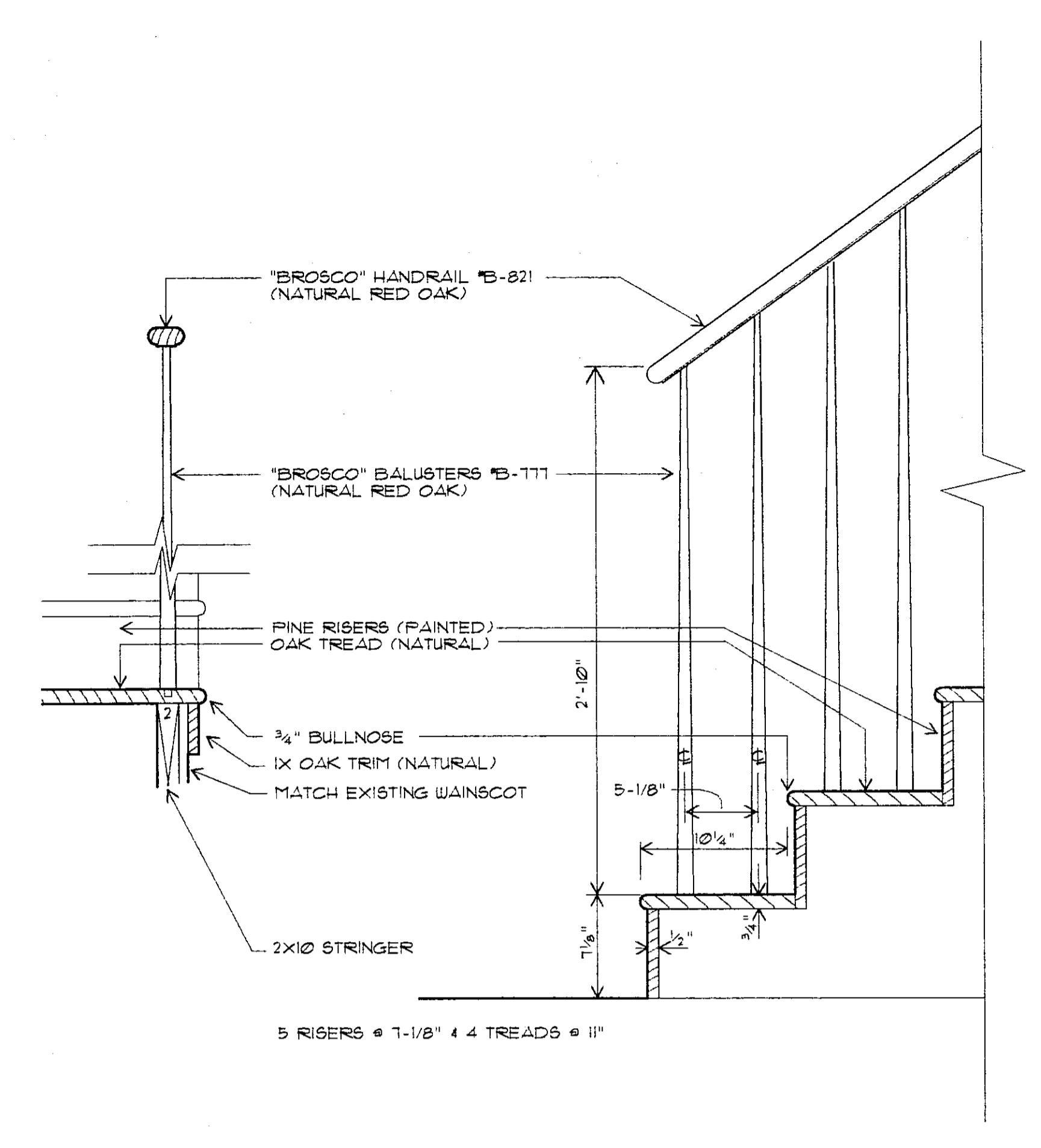
SHEET OF



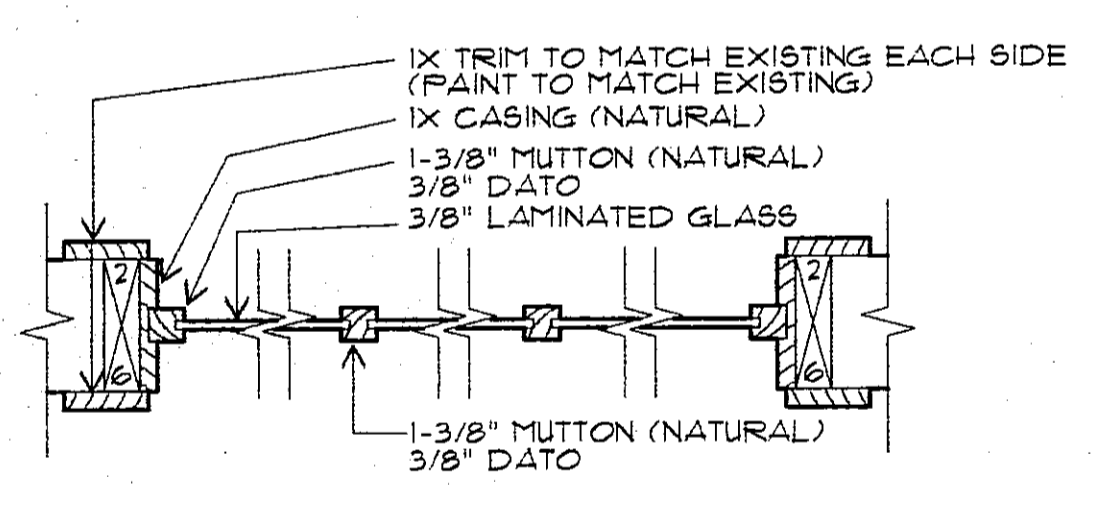
1 EXTERIOR STAIR DETAIL 1/2" = 1'-0"



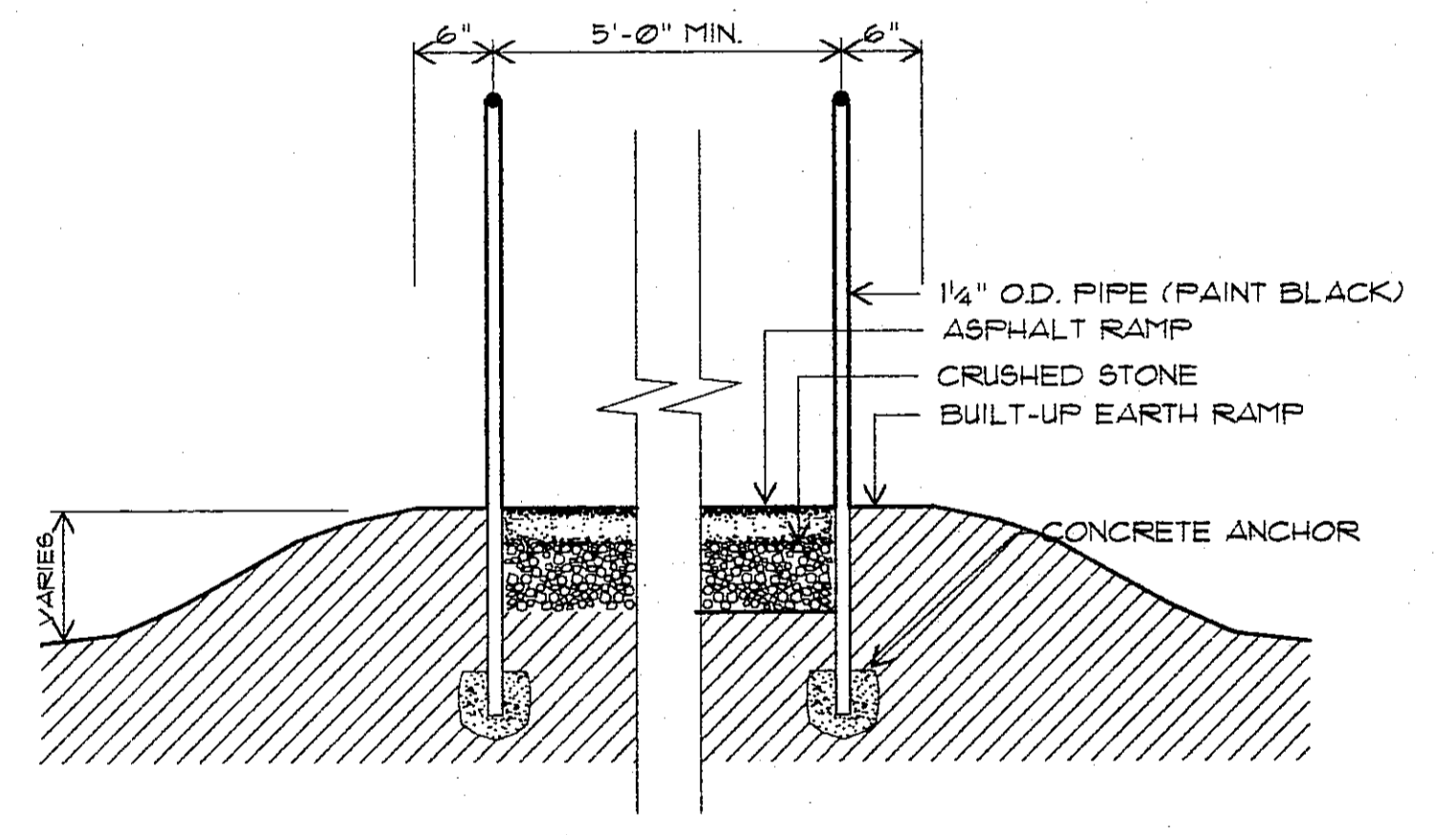
2 RM#205 STAIR DETAIL 1/2" = 1'-0"



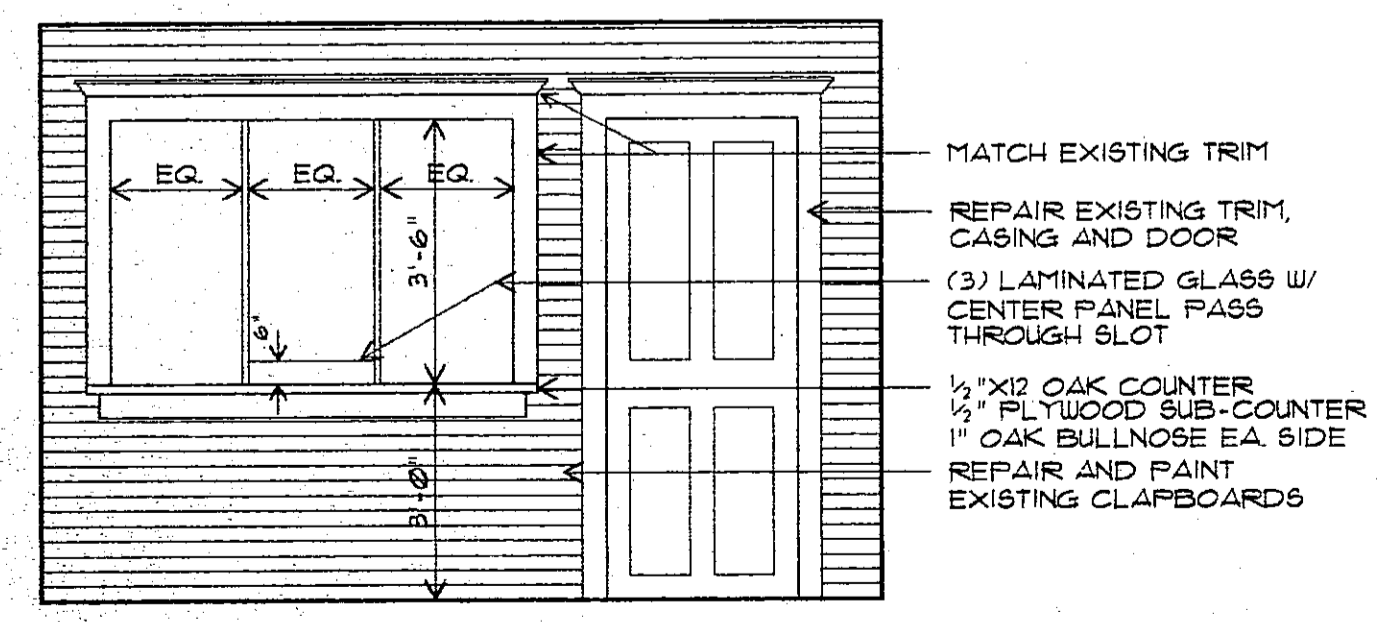
3 RM#107 STAIR DETAIL 1/2" = 1'-0"



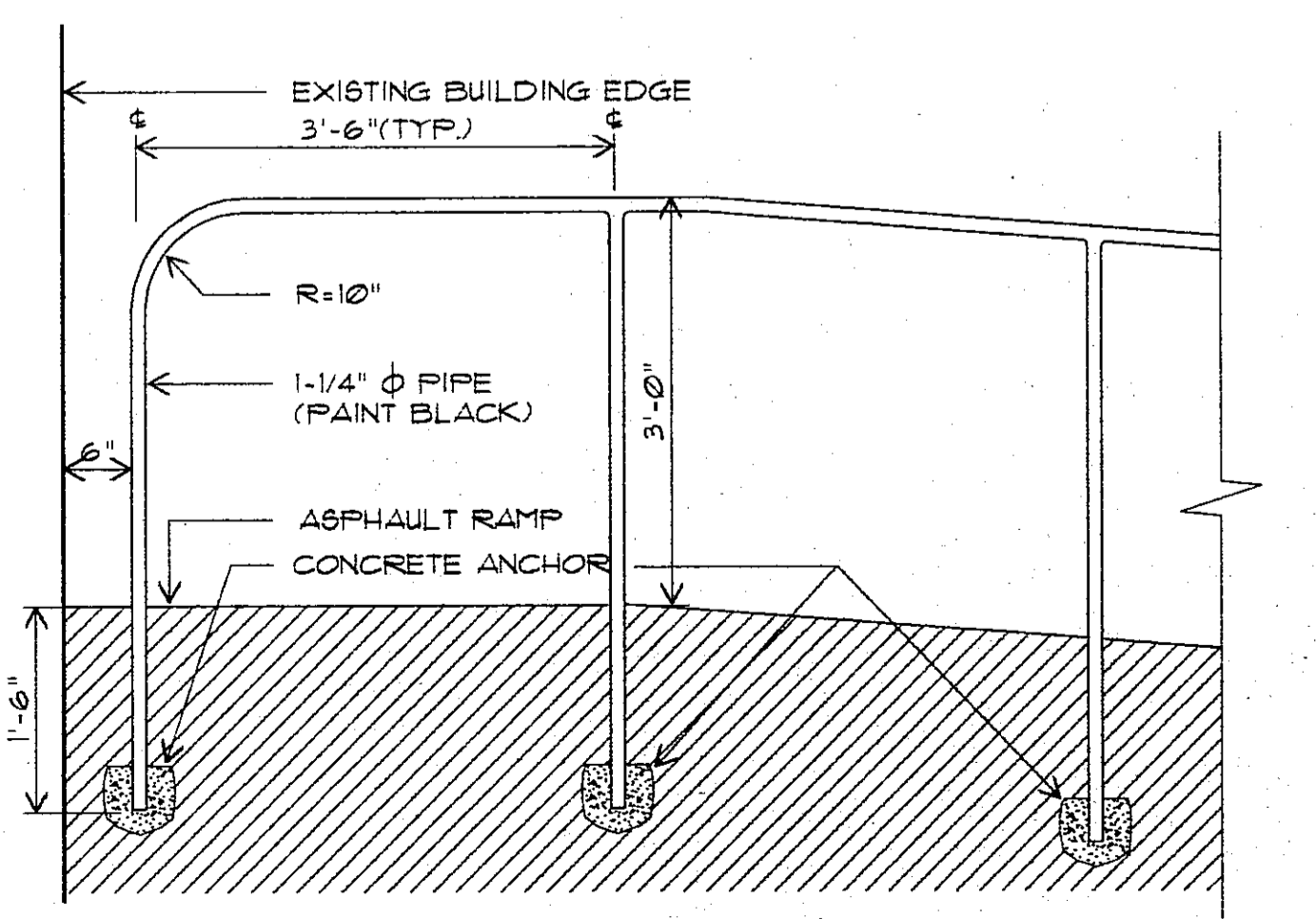
4 RM#112 WINDOW DETAIL 1/2" = 1'-0"



5 EXTERIOR HANDRAIL CROSS SECTION 3/4" = 1'-0"



6 RM#112 INTERIOR ELEVATION 3/8" = 1'-0"

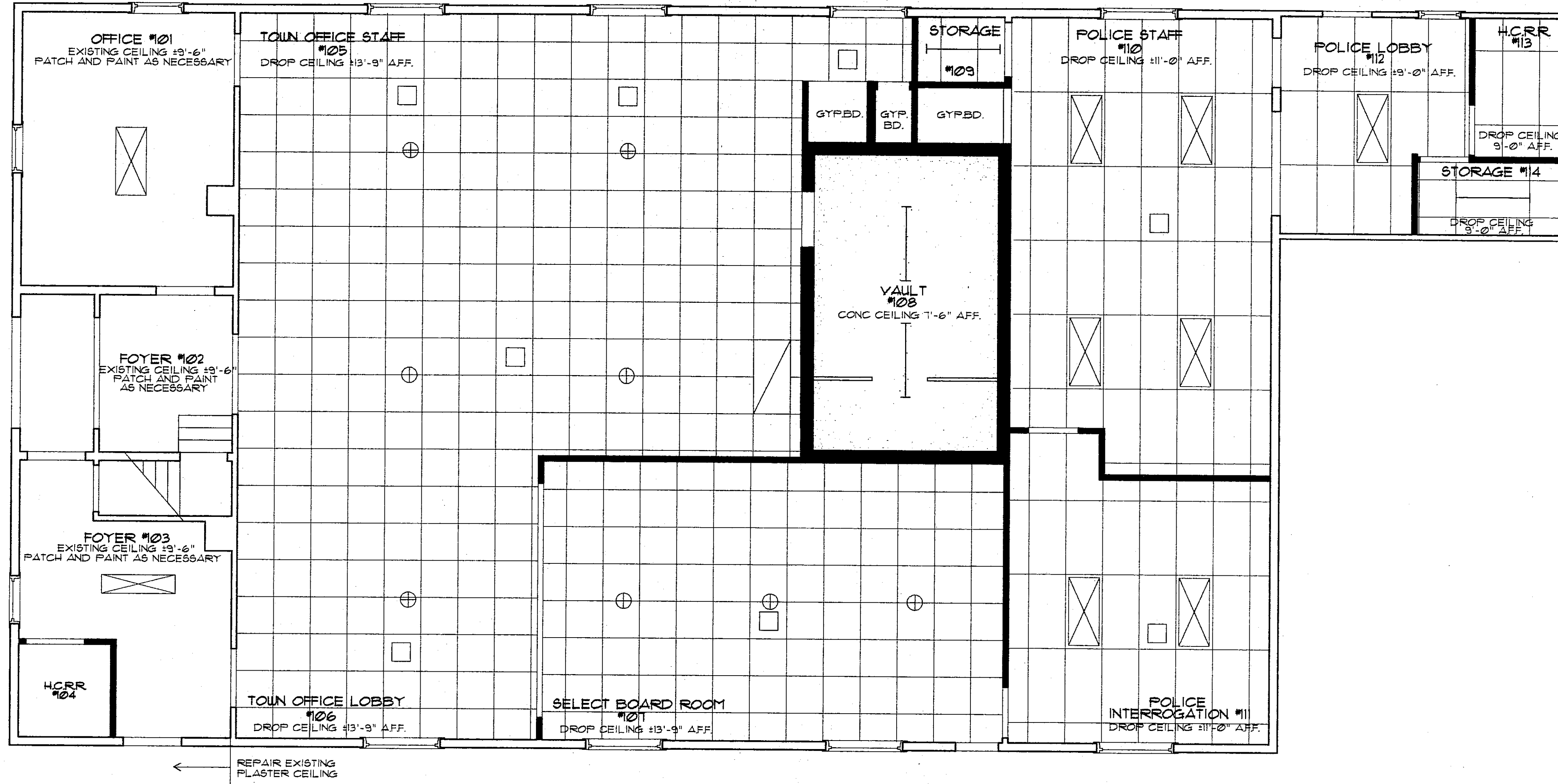


7 EXTERIOR HANDRAIL DETAIL 3/4" = 1'-0"

**FIRST FLOOR:  
REFLECTED CEILING PLAN**

1/4"=1'-0"


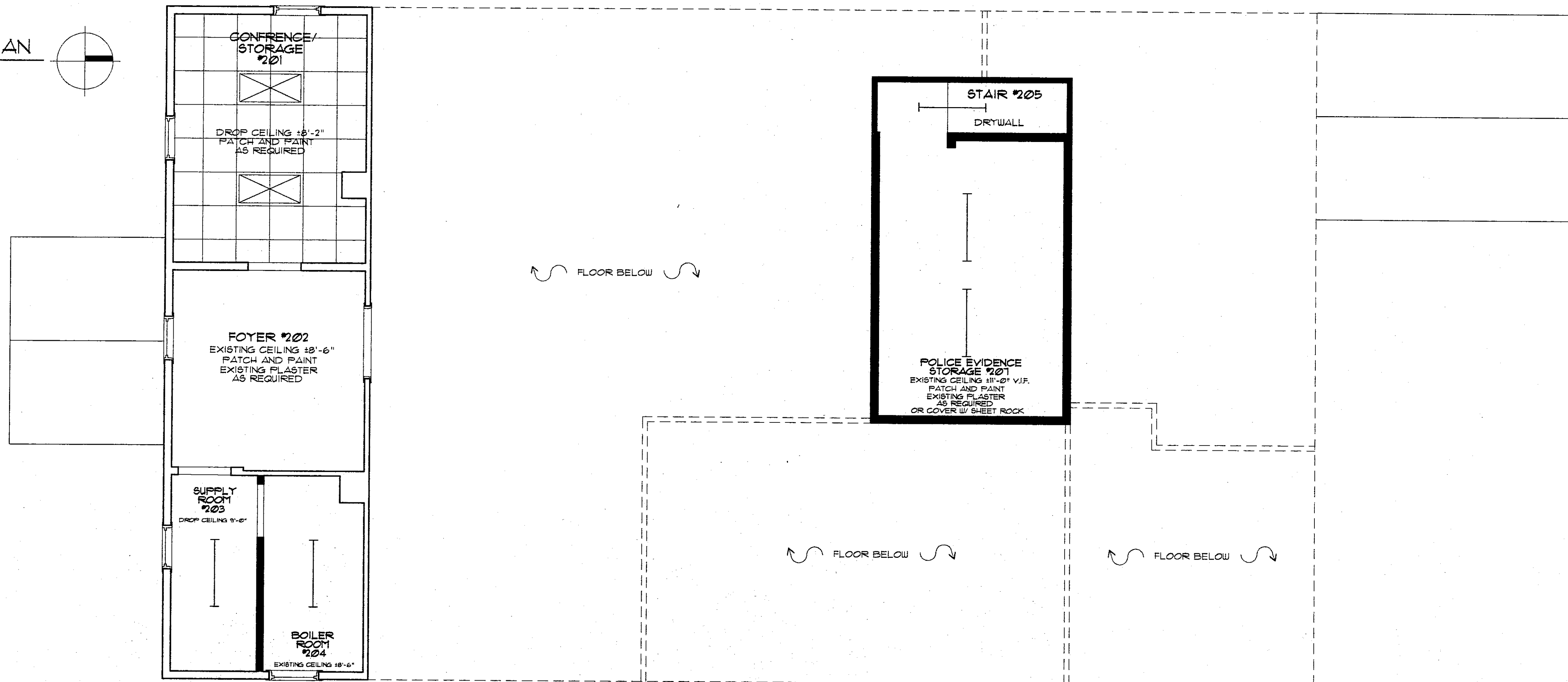
-  NEW WALLS
-  EXISTING WALLS
-  ACOUSTIC TILE CEILING  
SEE SPEC



**SECOND FLOOR:  
REFLECTED CEILING PLAN**

1/4"=1'-0"

-  NEW WALLS
-  EXISTING WALLS



THE BURLEY PARTNERSHIP  
ARCHITECTS / PLANNERS  
WATTSFIELD, VT (802) 496-3900

REVISIONS

JOB No.	9501
FILE No.	MA-5
DRAWN	TFU
CHECKED	JU
SCALE	1/4"=1'-0"
DATE	6/19/95

PROJECT TITLE  
**MERIDEN TOWN HALL**

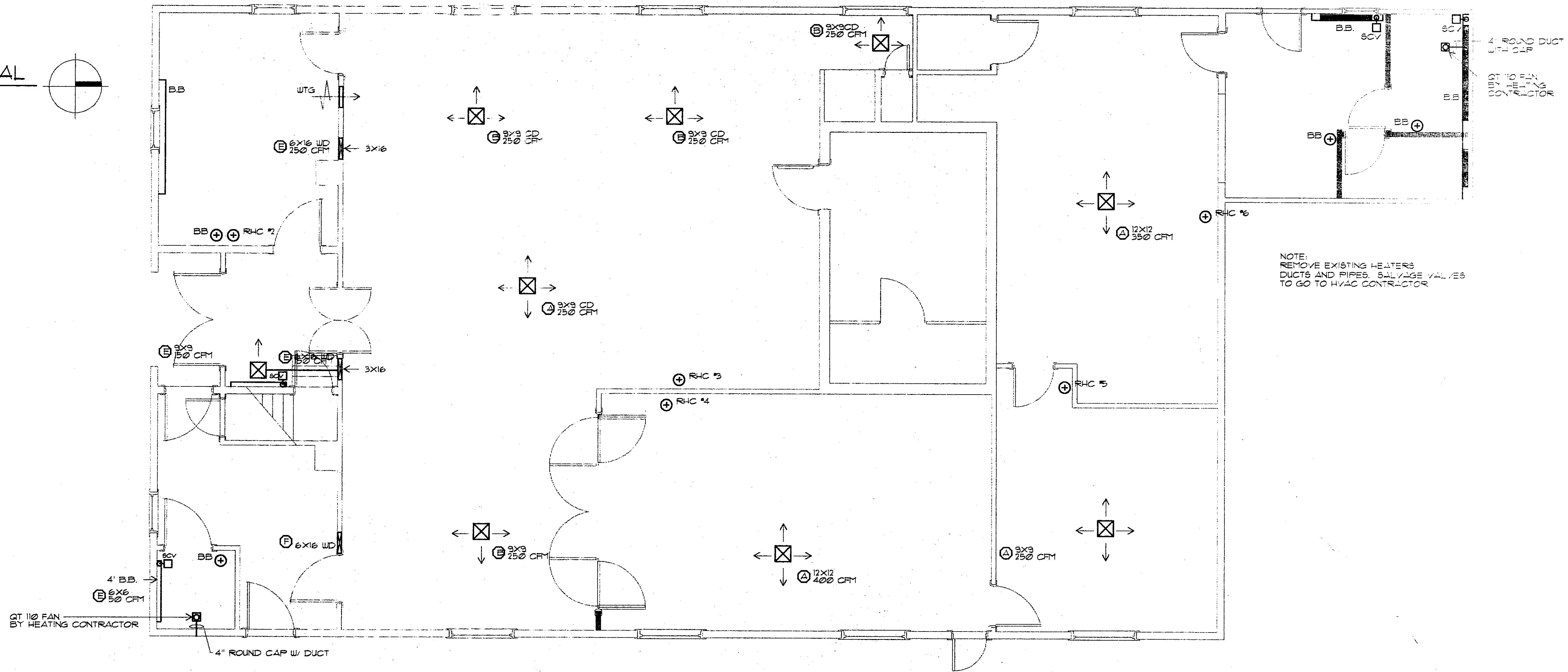
SHEET TITLE  
**REFLECTED CEILING PLAN**

SHEET NO.

**A-5**


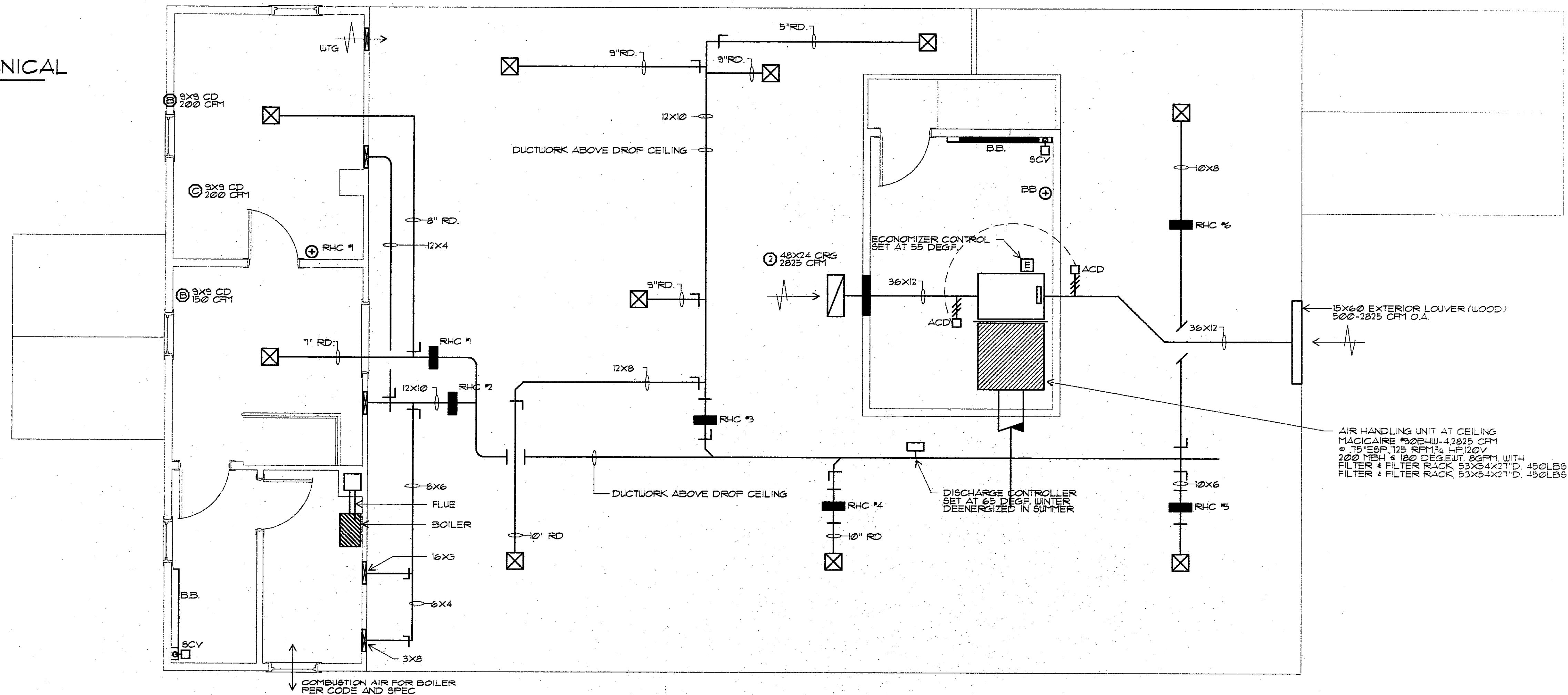
1 FIRST FLOOR MECHANICAL

1/4"=1'-0"



2 SECOND FLOOR MECHANICAL

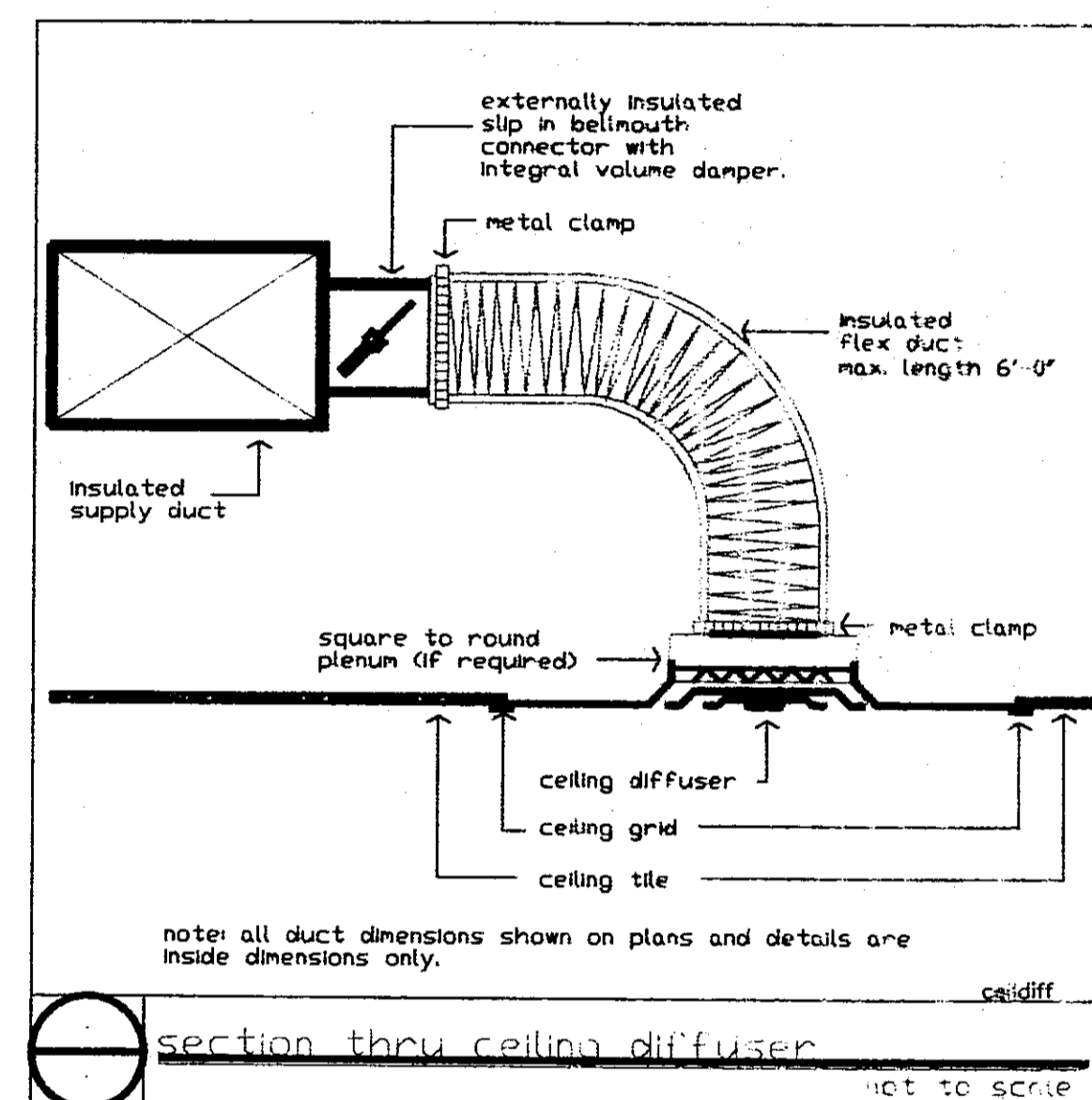
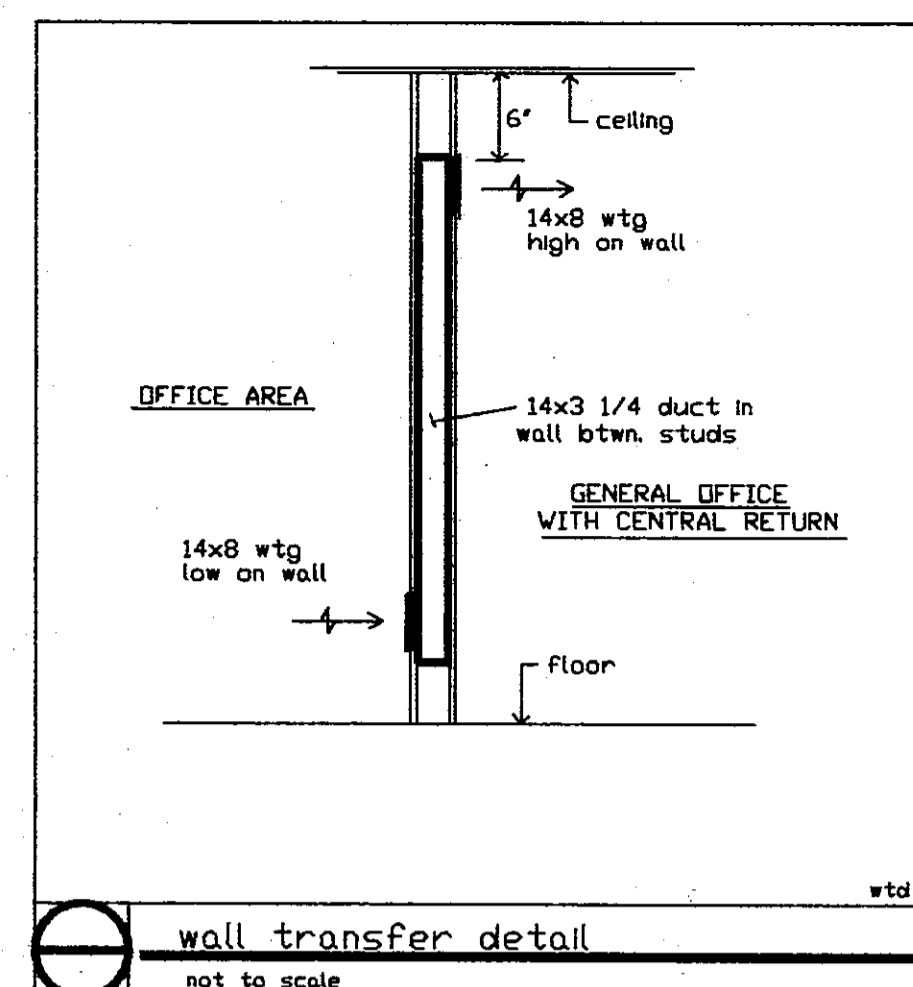
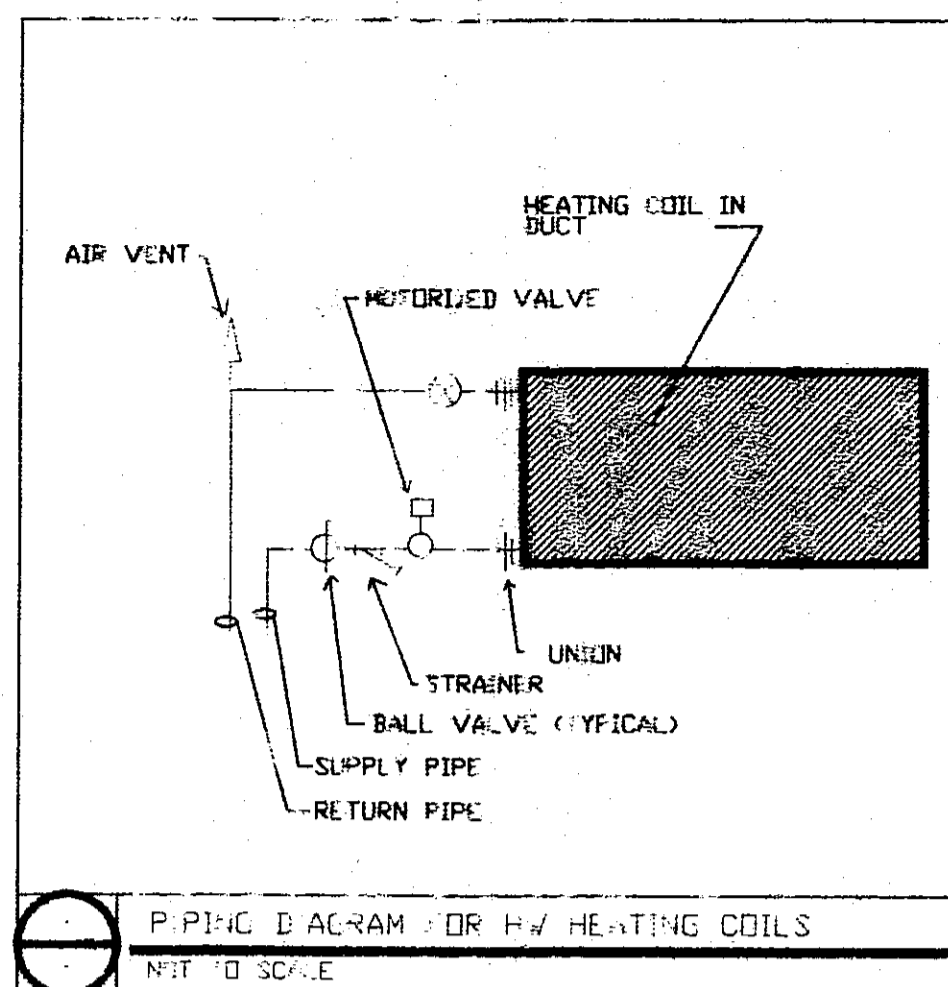
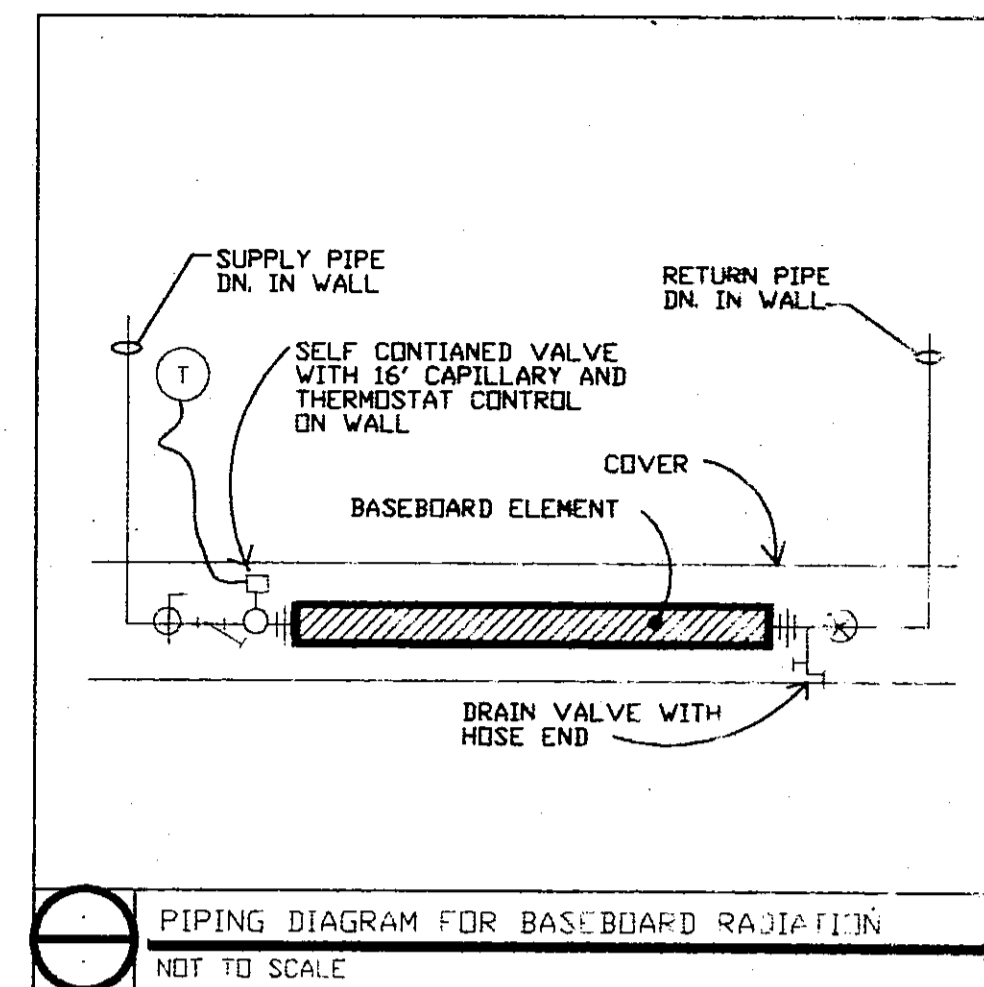
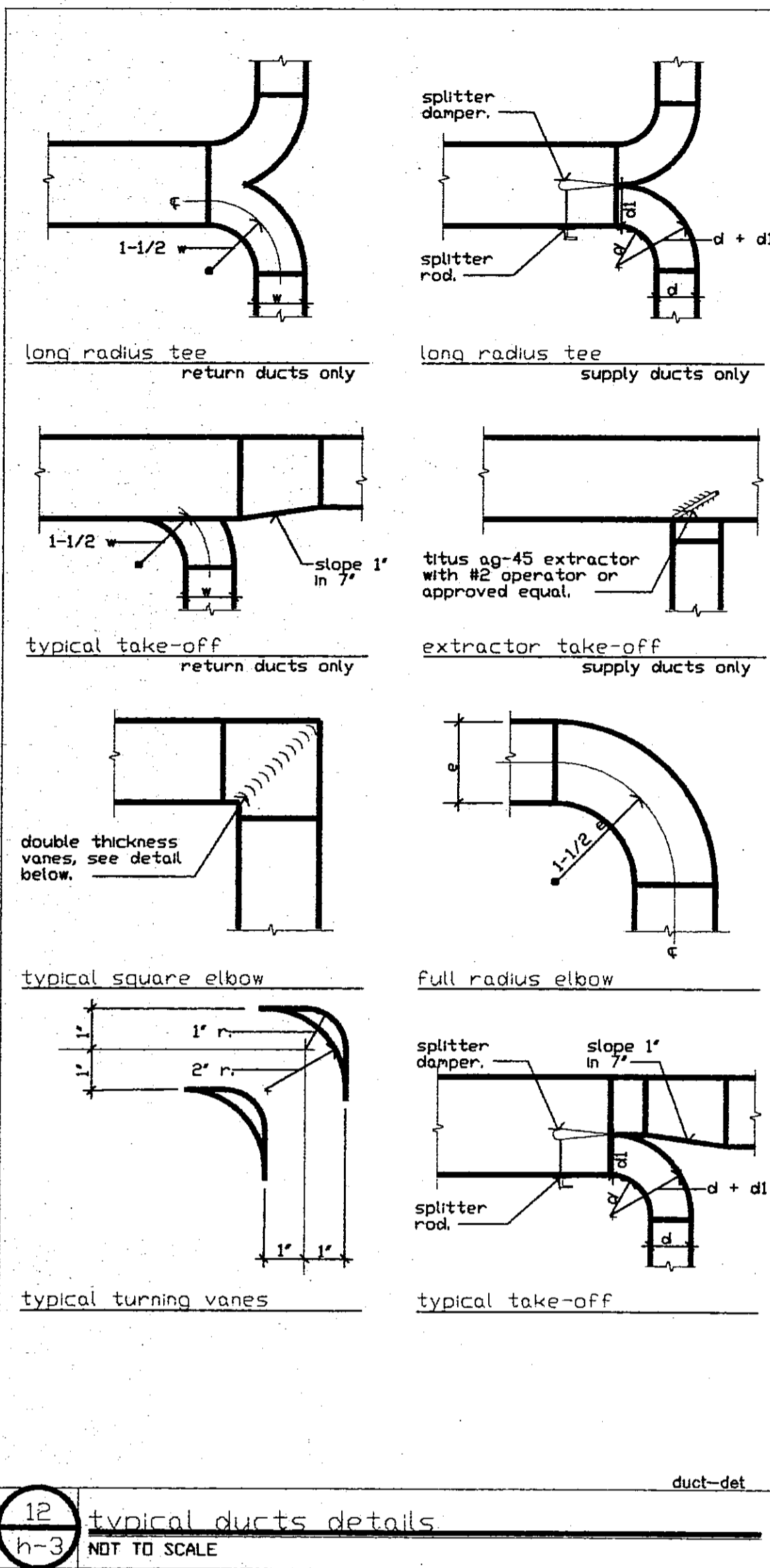
1/4"=1'-0"



THE BURLEY PARTNERSHIP  
ARCHITECTS & PLANNERS  
WARRSHPLE, VT (802) 496-3900

PROJECT NO.	100-1000
DATE	10/1/00
SCALE	1/4"=1'-0"
DESIGNED BY	W.B.
CHECKED BY	W.B.
DATE	10/1/00

MECHANICAL LAYOUT

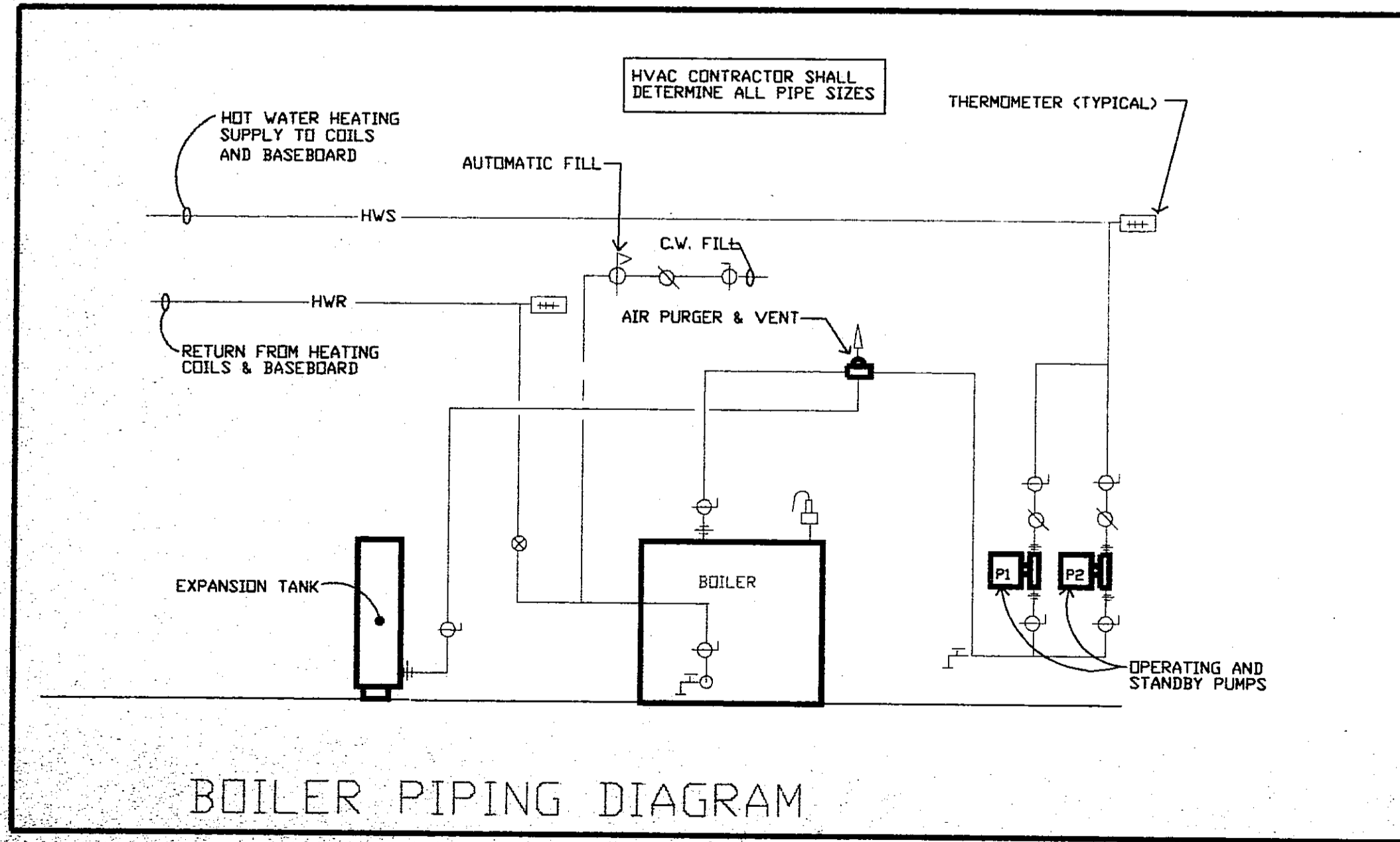


GRILLE AND DIFFUSER SCHEDULE			
SYMBOL	CATALOGUE NO.	TYPE	DESCRIPTION
(A)	5000-M6-S4	CEILING DIFF.	4 WAY BLOW WITH 24X24 OR 48X48 PANEL FOR LAY-IN TC CEILING GRID. VOLUME DAMPER
(b)	5000-M6-S3	CEILING DIFF.	3 WAY BLOW WITH 24X24 OR 48X48 PANEL FOR LAY-IN TC CEILING GRID. VOLUME DAMPER
(C)	5000-M6-SC	CEILING DIFF.	2 WAY CORNER BLOW WITH 24X24 PANEL FOR LAY-IN TC CEILING GRID. VOLUME DAMPER
(d)	5000-M6-S2	CEILING DIFF.	2 WAY LINEAR BLOW WITH 24X24 PANEL FOR LAY-IN TC CEILING GRID. VOLUME DAMPER
(e)	5000-M6-S1	CEILING DIFF.	1 WAY LINEAR BLOW WITH 24X24 PANEL FOR LAY-IN TC CEILING GRID. VOLUME DAMPER
(F)	H4004HD	WALL SUPPLY	DOUBLE DEFLECTION FL TYPE W/ OPPOSED BLADE
(I)	CC-5-TB	CEILING EXH. OR RETURN	LAY IN 1/2" X 1/2" ALUM CUBE TYPE CORE ONLY OR REGISTER AS SHD
(E)	DG-SF-DBDE	CEILING OR WALL EXH. OR RETURN	BAR TYPE GRILLE W/ DEGREE FIXED DEF. FLANGED BORDER

NOTES: 1. ALL CATALOGUE NUMBERS ARE METALAIR, UNLESS OTHERWISE NOTED.  
2. ALL GRILLES, REGISTERS AND DIFFUSERS SHALL BE FURNISHED IN WHITE BAKED ENAMEL.  
3. NOT ALL TYPES AS SPECIFIED ABOVE APPEAR ON THE DRAWINGS.  
4. LOCATE REGISTERS AND DIFFUSERS AS INDICATED ON REFLECTED CEILING PLAN.

SYMBOL LIST	
—HWS—	HOT WATER HEATING SUPPLY PIPING
—HWR—	HOT WATER HEATING RETURN PIPING
—CWP—	COLD WATER PIPING
⊕	BALL VALVE
⊔	GATE VALVE
⊗	CHECKVALVE
⊘	BACKFLOW PREVENT
⊖	PRESSURE RELIF
⊞	FLOW CONTROL
SCV ⊞	SELF CONTROL
⊞	THERMOMETER
⊗	BALANCING
CER/G	CEILING
OA	OUTDOOF
CRR/G	CEILING
CB	CEILING
WSR/S	WALL

NOTE: NOT ALL THE SYMBOLS SHOWN APPEAR ON THE DRAWINGS.





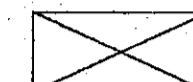
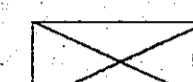

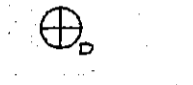

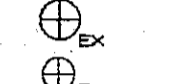
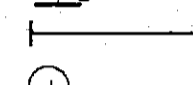

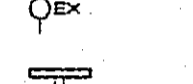

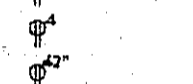









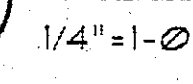


**1 FIRST FLOOR ELECTRICAL PLAN**

1/4"=1'-0"

NEW WALLS  
EXISTING WALLS


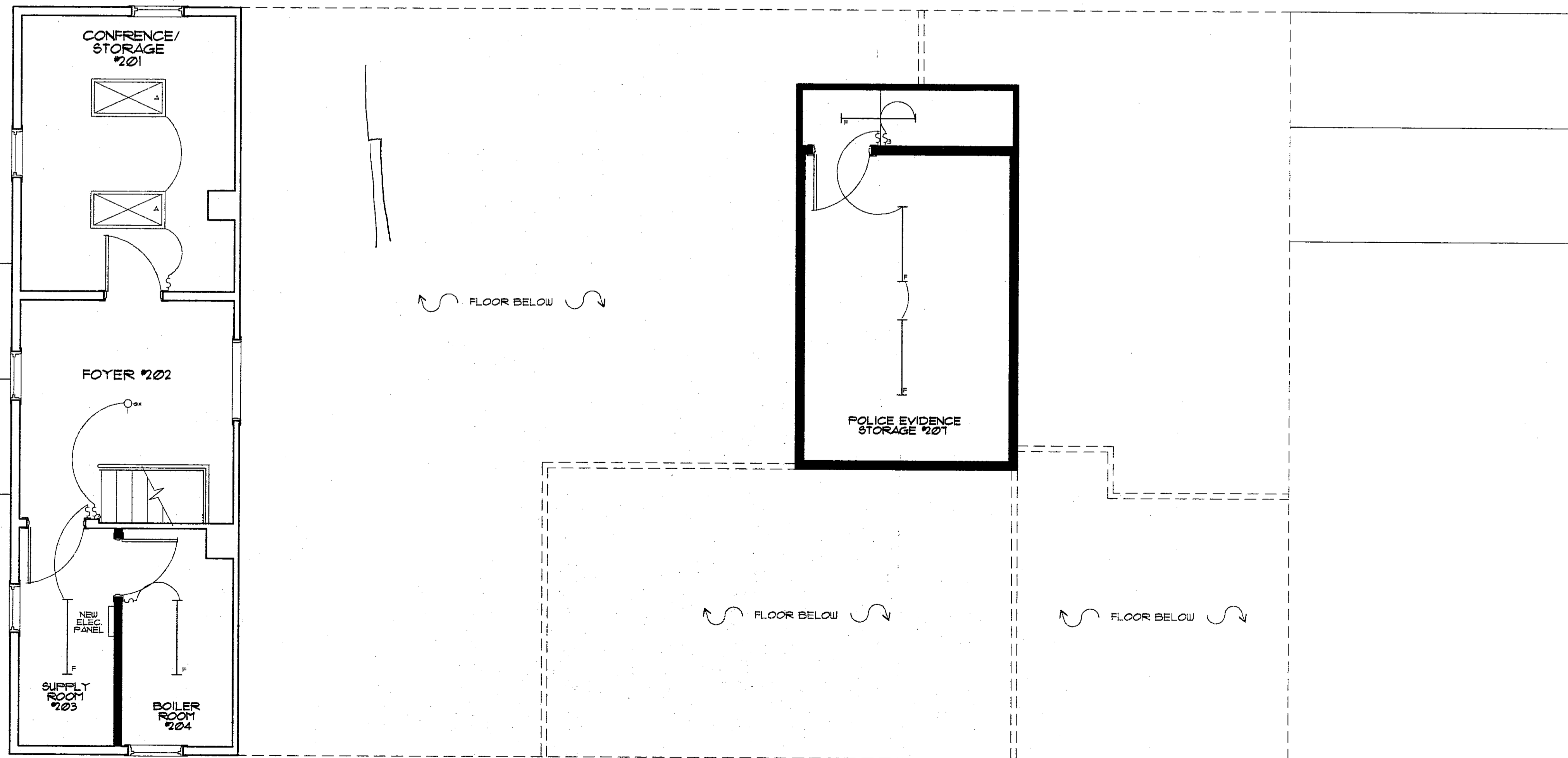
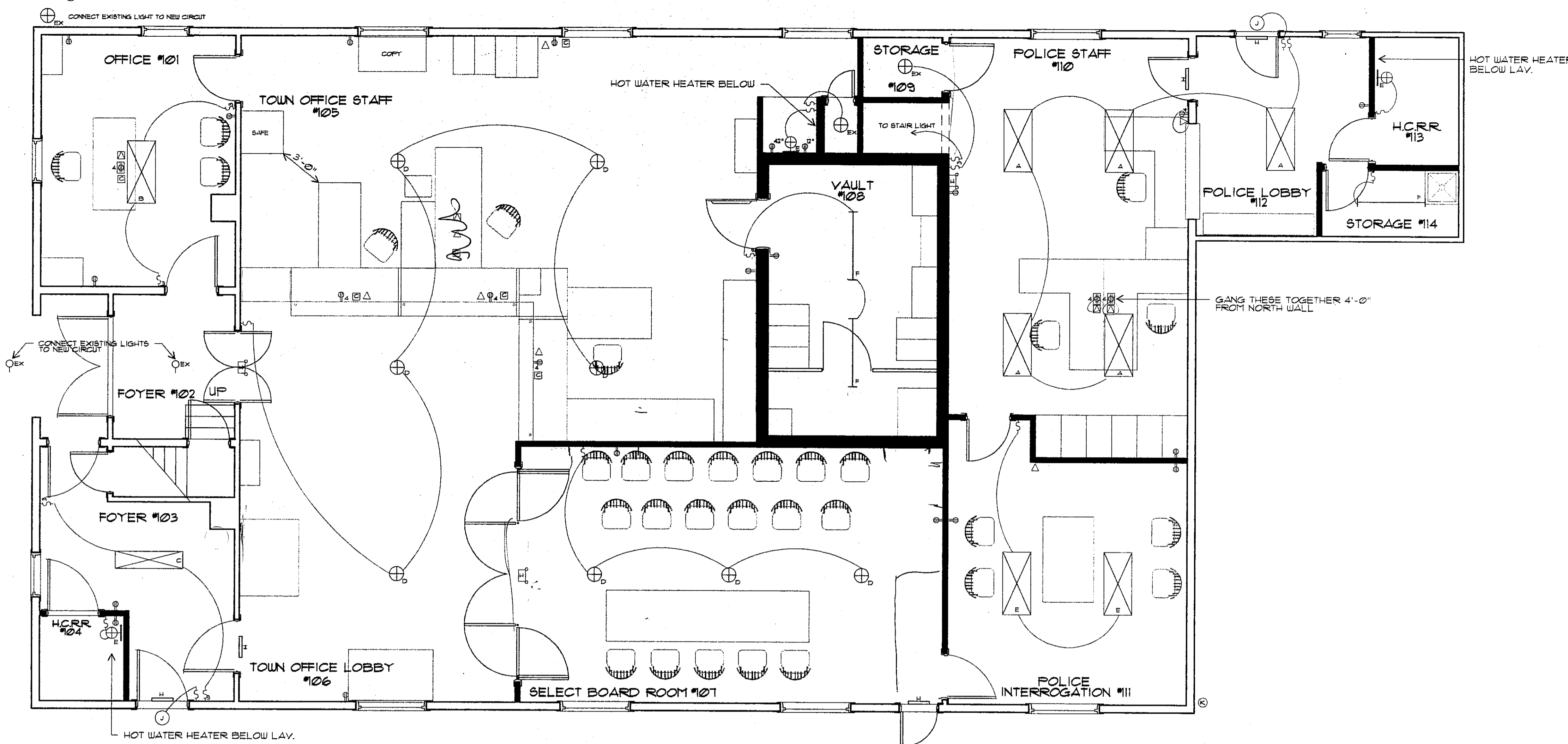
NOTE: REFER TO HEATING DRAWINGS M-1M-2 FOR ALL EQUIPMENT THAT IS TO BE WIRED BY THE ELECTRICAL CONTRACTOR ALSO WIRE 3 INSTANTANEOUS WATER HEATER AT RESTROOMS AND KITCHENETTE.

**LIGHTING AND ELECTRICAL SCHEDULE**

-  COLUMBIA 5P82.G52.243 FOR ACOUSTIC TILE CEILING, W/ T-8 LAMPS
-  COLUMBIA 6112.52.243 SURFACE MOUNT CEILING, W/ T-8 LAMPS
-  COLUMBIA 6112.52.142 SURFACE MOUNT CEILING, W/ T-8 LAMPS
-  EXISTING WIRED OIL LAMPS, W/ 250W LAMP. PAINT HANGERS AND REFLECTORS W/ HIGH GLOSS SILVER PAINT TOP & BOTTOM. (PAINTING BY PAINTING CONTRACTOR) WIRING BY ELEC. CONTRACTOR)
-  RE-USE EXISTING
-  KAMRO 17400, W/ 40W LAMP
-  COLUMBIA DE.2.40, W/ T-8 LAMPS
-  ABOLITE RLM SERIES #RWD200-TT20 W/ ABOLITE LM-GN22 BRACKET W/ 60W LAMP
-  EXISTING LIGHT FIXTURE TO REMAIN
-  PRESCOLITE STANDARD PROFILE "EXIT" W/ 5W COMPACT FLOURSCENT LAMP
-  DUPLEX OUTLET
-  QUAD OUTLET
-  DUPLEX OUTLET MOUNTED ABOVE 42"
-  FLOOR DUPLEX OUTLET
-  FLOOR QUAD OUTLET
-  SWITCH
-  3-WAY SWITCH
-  SPECIAL SWITCH, W/ VISIBLE "ON" SIGNAL
-  PHONE JACK AT FLOOR
-  PHONE JACK AT WALL
-  COMPUTER CONDUIT JUNCTION BOX, W/ COMPUTER CABLE AND 1/2 OUTLET TO DEDICATED COMPUTER OUTLET CIRCUIT
-  PRESCOLITE EXIT SIGN STANDARD PROFILE SERIES W/ 5W COMP. FLOURSCENT LAMPS AND EMERGENCY LIGHTS EDX4
-  EXTERIOR TWIN FLOOD, 150W LAMPS NO SHIELD

**2 SECOND FLOOR**

1/4"=1'-0"



THE BURLEY PARTNERSHIP  
ARCHITECTS / PLANNERS  
WATSFIELD, VT (802) 496-3900

REVISIONS

JOB No.	9507
FILE No.	ME-1
DRAWN	TFW
CHECKED	JJ
DATE	11-15-00
SCALE	AS SHOWN