

TOWN OF PLAINFIELD ZONING AND BUILDING PERMIT APPLICATION



Property Owner:

Name: Phone:

Street: Email:

City State Zip:

Project: **Permit Type:** (Check one) Building Zoning

Street Address:

Tax Map: Lot Number: Lot Acreage: Zoning District:

Proposed project distances to property lines (in feet): Front: Rear: Side: Side:

State Approved Septic Design #: Driveway Permit #:

Please provide a written description of the project including appropriate dimensions:

Renovations to Munro House. Attic area (3rd floor) and Master bedroom/bath (2nd Floor). Please see attached plans.

NO NEW SQ FT per D. Plummer

Contractor Information:

Builder:	Electrician:	Plumber:
Name: <input type="text" value="Estes & Gallup"/>	Name: <input type="text" value="Lyme Electric"/>	Name: <input type="text" value="TBD"/>
Phone: <input type="text" value="603-795-4400"/>	Phone: <input type="text" value="603-481-4129"/>	Phone: <input type="text"/>

Applicant Signature: FOR KUA - D. Plummer Date: 1/24/19

Required Attachments:

Please provide a copy of plans detailing the project. Hand-drawn plans can be used if necessary. Permits cannot be issued without receipt of the proper fee. If you are unsure of the amount due or have any questions about your application, contact the town office (603-469-3201).

TOWN USE: Current Use: Yes / No ZBA: Yes / No PB: Yes / No

BOARD OF SELECTMEN ACTION

Approved Denied

Permit #: 19-03 Date: 2/6/19

Reviewed By Building Inspector or Zoning Administrator

Judith A. Beyer

Robert W. Jones



uk architects, pc

7 ALLEN STREET, SUITE B9
P.O. BOX 231
HANOVER NH 03755
P: 603.843.8888 F: 603.843.5958
WWW.UKARCHITECTS.COM

Revised

1/24/19

MARK DATE DESCRIPTION

Project

KUA Munro House

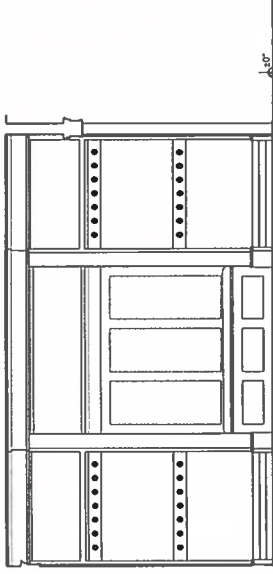
Moridon New Hampshire 03770 Unites
States of America

Project No.: 19114
Sheet Title

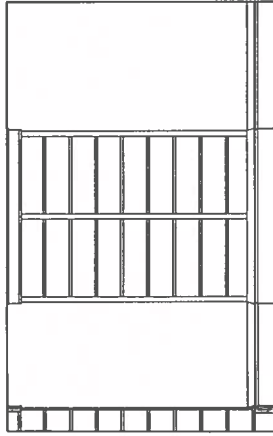
ENTRY + STUDY
AREA

A5-01

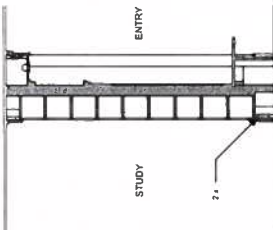
© Copyright - UK Architects, P.C., 2019



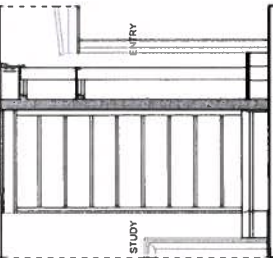
11 Entry Interior Elevation
SCALE: 1/8" = 1'-0"



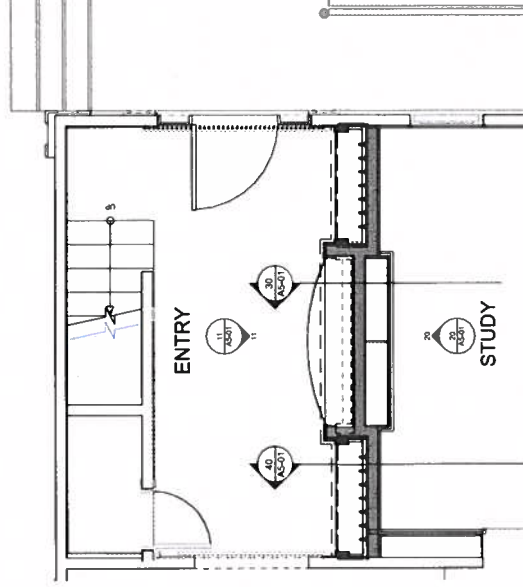
20 Study Interior Elevation
SCALE: 1/8" = 1'-0"




30 Section B
SCALE: 1/8" = 1'-0"




40 Section A
SCALE: 1/8" = 1'-0"




10 Entry Floor Plan
SCALE: 1/8" = 1'-0"



Entry Room Radiator
(Runtal)



Entry Room Perspective



Study Room Perspective



uk architects, pc
 7 ALLEN STREET, SUITE B9
 P.O. BOX 231
 WASHINGTON, DC 20005
 P 603 443 8866 F 603 443 5938
 WWW.UKARCH.COM

Revised

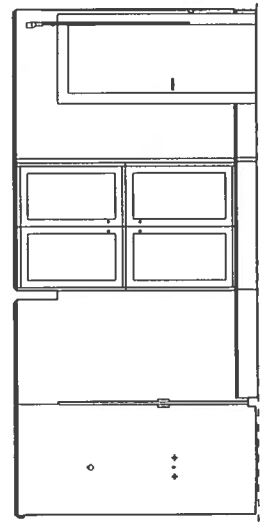
1/24/19

MARK DATE DESCRIPTION

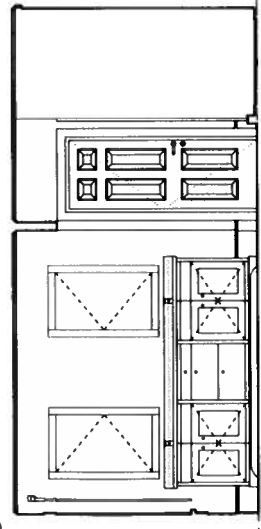
Project
KUA Munro House
 Meriden New Hampshire 03770 United States of America
 Project No. 18114
 Sheet 106
MASTER BEDROOM

A5-02


© Copyright - UK Architects, P.C., 2018



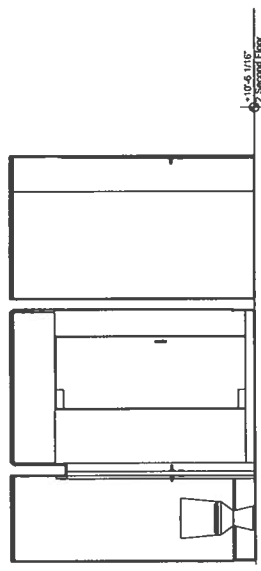
22 Master Bathroom Interior Elevation
 SCALE: 1/4" = 1'-0"



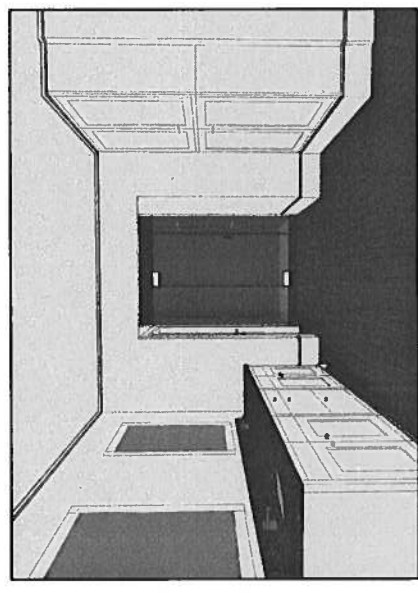
21 Master Bathroom Interior Elevation
 SCALE: 1/4" = 1'-0"



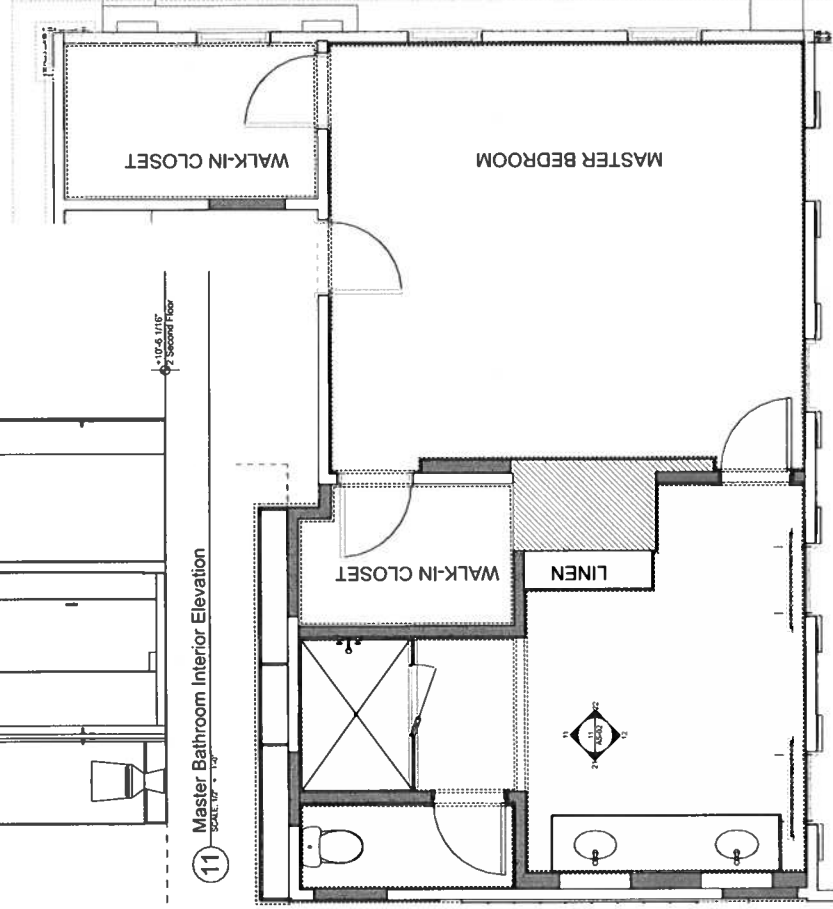
12 Master Bathroom Interior Elevation
 SCALE: 1/4" = 1'-0"



11 Master Bathroom Interior Elevation
 SCALE: 1/4" = 1'-0"



Master Bathroom Perspective



10 Master Bedroom Plan
 SCALE: 1/4" = 1'-0"



uk architects, pc

7 ALLEN STREET, SUITE B9
P.O. BOX 231
MANOVER NH 03255
P: 603 643 8868 F: 603 643 5558
www.ukarch.com

1/24/19

MARK DATE DESCRIPTION

KUA Munro House

Morison New Hampshire 03770 United States of America
Project No. 18114
Sheet Title

2ND FLOOR HALL

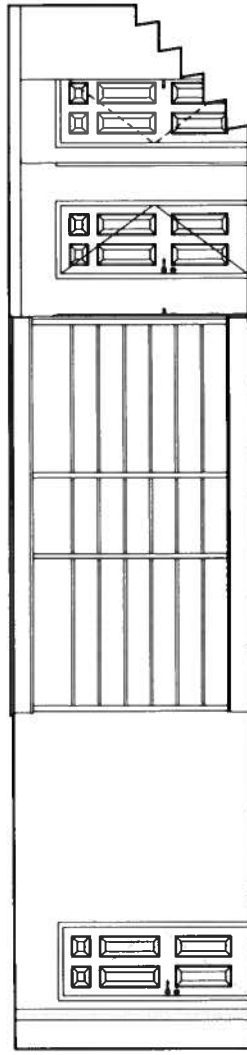
A5-03

© Copyright - UK Architects, P.C., 2018



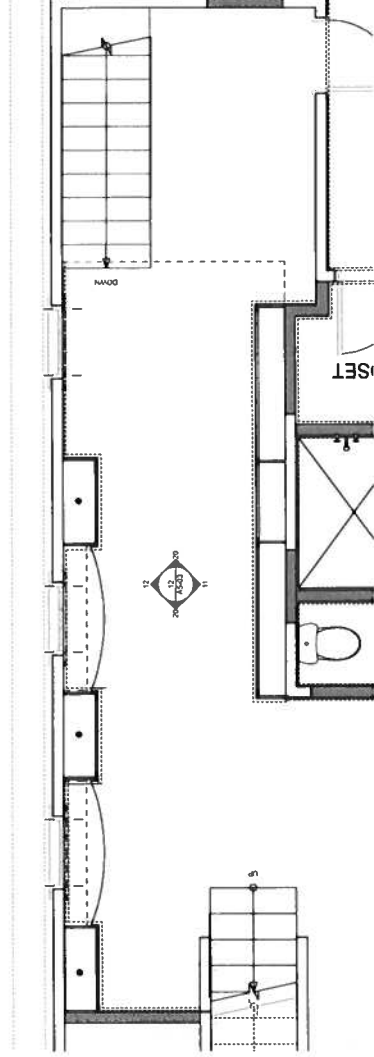
12 2nd Floor Hall Interior Elevation

SCALE: 1/8" = 1'-0"



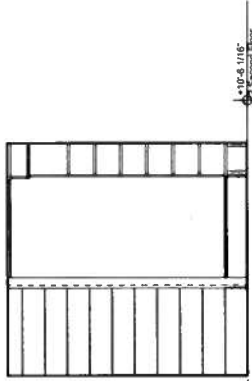
11 2nd Floor Hall Interior Elevation

SCALE: 1/8" = 1'-0"



10 2nd Floor Hall Plan

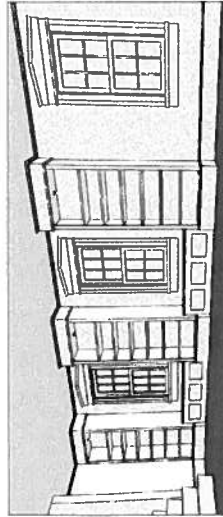
SCALE: 1/8" = 1'-0"



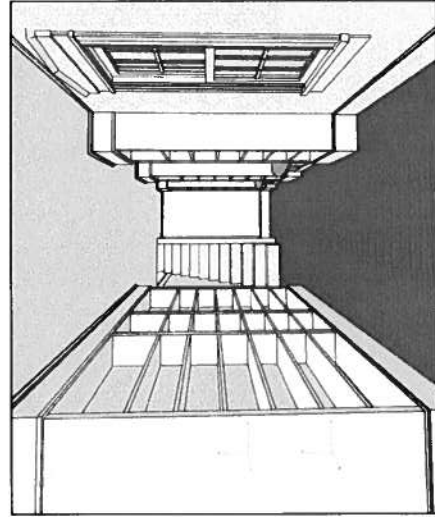
20 2nd Floor Hall Interior Elevation

SCALE: 1/8" = 1'-0"

1/8" = 1'-0" Second Floor



Hall-way Perspective



Hall-way Perspective