

02 50
JC
CB

TOWN OF PLAINFIELD ZONING AND BUILDING PERMIT APPLICATION



Property Owner:

Name: Timothy F. Barry Phone: 203 525-6802

Street: 364 Freeman Rd Email: timbarry55@aol.com

City State Zip: Plainfield, NH 03781

Project: Permit Type: (Check one) Building Zoning

Street Address: _____

Tax Map: 239 Lot Number: 12 Lot Acreage: 15.5 Zoning District: RC 11

Proposed project distances to property lines (in feet): Front: 50 Rear: 1000+ Side: 1000+ Side: 1000+

State Approved Septic Design #: _____ Driveway Permit #: _____

Please provide a written description of the project including appropriate dimensions:
Installing 500 gallon underground propane tank and a 22Kb Generac whole house generator.

Contractor Information:

Builder: Lic* GF 0700919 Electrician: _____ Plumber: _____

Name: Ciardielli Propane Name: Robert Greenwood Name: _____

Phone: 603 352-0343 Phone: 603 321-5344 Phone: _____

Applicant Signature: [Signature] Date: 4/15/19

Required Attachments:
 Please provide a copy of plans detailing the project. Hand-drawn plans can be used if necessary. Permits cannot be issued without receipt of the proper fee. If you are unsure of the amount due or have any questions about your application, contact the town office (603-469-3201).

TOWN USE: Current Use: Yes / No ZBA: Yes / No PB: Yes / No

BOARD OF SELECTMEN ACTION

Approved Denied

Permit #: 19-20 Date: 4/17/19

Reviewed By: [Signature]
 Building Inspector or Zoning Administrator

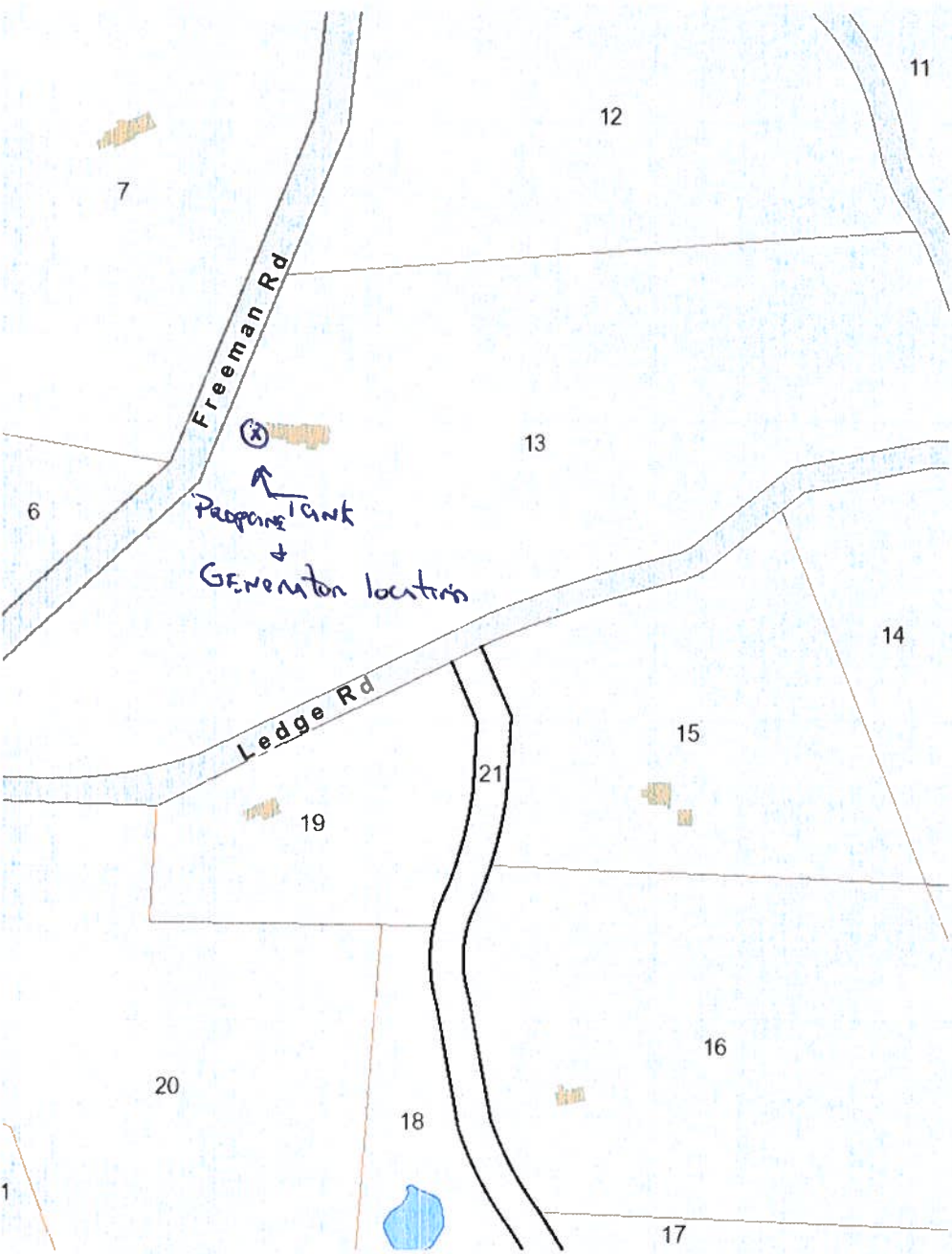
[Signature]
[Signature]
Thomas W. [Signature]

Carrie Sevene

From: Carrie Sevene
Sent: Thursday, April 11, 2019 10:19 AM
To: Carrie Sevene



Building Inspector 603 381-1929
DAVE LERSCH



CLARDELL

FUEL COMPANY


"We're the birds to call!"

EXCAVATION & BACKFILL INFORMATION FOR GAS PIPING AND UNDERGROUND TANK INSTALLATION

FEDERAL, STATE AND LOCAL ORDINANCES AND REGULATIONS SHOULD BE OBSERVED AT ALL TIMES.

A CERTIFIED GAS TECHNICIAN MUST BE USED FOR THE LP GAS TANK & PIPING INSTALLATION ALL EXCAVATION AND INSTALLATION OF UNDERGROUND LP GAS TANK & PIPING MUST BE DONE IN ACCORDANCE WITH LP GAS CODE NFPA 58. (NATIONAL FIRE PROTECTION AGENCY)

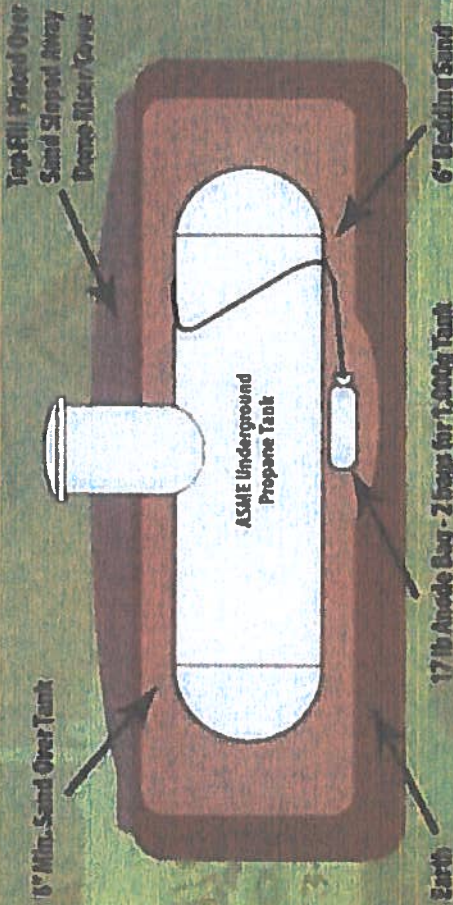
TANK SIZE	TANK DIMENSIONS	HOLE DIMENSIONS
320 G	10' L x 30" DIA	10' L x 5' W x 4.5" D
500 G	10' L x 32" DIA	10' L x 5' W x 4.6" D
1000 G	16' L x 41" DIA	20' L x 5' W x 4.10" D



GAS PIPING TRENCH SPECIFICATIONS

THE EXCAVATION AND PREPARATION FOR THE LP PIPING AND STORAGE TANK IS A CRUCIAL STEP TO REDUCE THE POTENTIAL OF A HAZARDOUS LP GAS LEAK. THE LP PIPING AND STORAGE TANK MUST BE INSPECTED BY THE LOCAL AUTHORITY HAVING JURISDICTION PRIOR TO PROPERLY BACKFILLING.

THE LP PIPING MUST BE ACCOMPANIED BY A TRACER WIRE AND CAUTION TAPE TO ASSIST IN FUTURE LINE DETECTION.



UNDERGROUND TANK INSTALLATION SPECIFICATIONS

PROPANE TANKS MUST BE SET ON AND BACKFILLED WITH CLEAN SAND FREE OF STONES. INSPECT TANK FOR DEFECTS IN SURFACE COATING AND REPAIR IF REQUIRED PRIOR TO BACKFILLING.

A 17 LB ANODE BAG MUST BE INSTALLED ACCORDING TO MANUFACTURER'S SPECIFICATIONS PRIOR TO BACKFILLING THE PROPANE TANK.

SOME APPLICATIONS MAY REQUIRE A CONCRETE PAD FOR ANCHORING TANK.



please visit us at
CFUEL.COM

NO DIG
PLEASE REMEMBER TO NOTIFY
DIGSAFE PRIOR TO ANY EXCAVATION
1-888-DIG-SAFE (334-7233)

MILFORD, NH

(603) 673-1336