

Buildings Benchmarked

1. Meriden Town Hall
2. Plainfield Elementary
3. Meriden Library
4. Plainfield Library
5. Plainfield Highway Dept Garage



Ledge Island

Hartland



Plainfield Library

Plainfield Elementary



Meriden

Plainfield, New Hampshire



Meriden Library

Hart Island

Highway Garage

Meriden Town Hall

Cornish Flat

Windsor

Image USDA Farm Service Agency
© 2009 Europa Technologies
© 2009 Tele Atlas
Image © 2009 DigitalGlobe

© 2009 Google

Buildings Benchmarked



Building Benchmarked	Address	Sq-Ft	Zip Code	Empl /bldg	PC 's	Op hours/ week	Yr Built
Meriden Town Hall	110 Main Street	2,800	3370	3	4	46	1940
Plainfield Elementary	92 Bonner Rd Meriden	35,800	3370	N/A	85	N/A	1972
Meriden Library	22 Bean Rd Meriden	2,432	3370	2	3	21	1964
Plainfield Library	1088 Rte 12 A Plainfield	6,200	3370	2	3	23	1920 2000
Plainfield Highway Garage	351 Stage Rd Plainfield	5,000	3781	7	1	45	1982

Meriden Town Hall

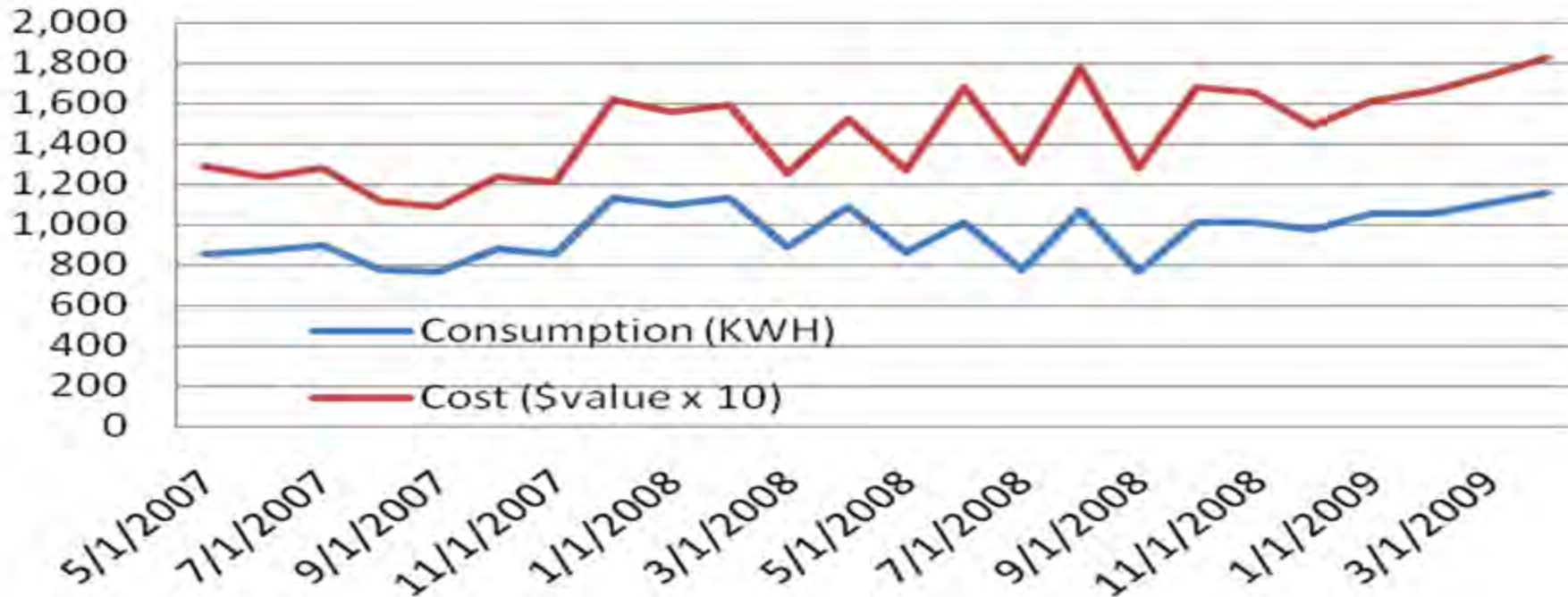
- Baseline energy usage:
101,298 kBtu's/year
(29,667 kWh)
 - Target energy usage with
10% reductions:
91,168kBtu's/year
(26,700 kWh)
- Source energy use
intensity (EUI) kBtu'/Sq.
Ft.-year: Current 72.0,
National 182



**Potential Savings with 10%
energy reduction: 297\$'s**

Total Floor Area: 2,800Sq.ft.

Meriden Town Hall Electricity and Oil Monthly Use & Cost



Site Energy Use Summary
Electricity (kBtu) 39,763
Fuel Oil (No. 2) (kBtu) 68,068
Natural Gas (kBtu) 0
Total Energy (kBtu) 107,831

Electricity \$/Yr \$1,337
\$/mo \$111
Oil \$/yr \$1,750
\$/mo \$149

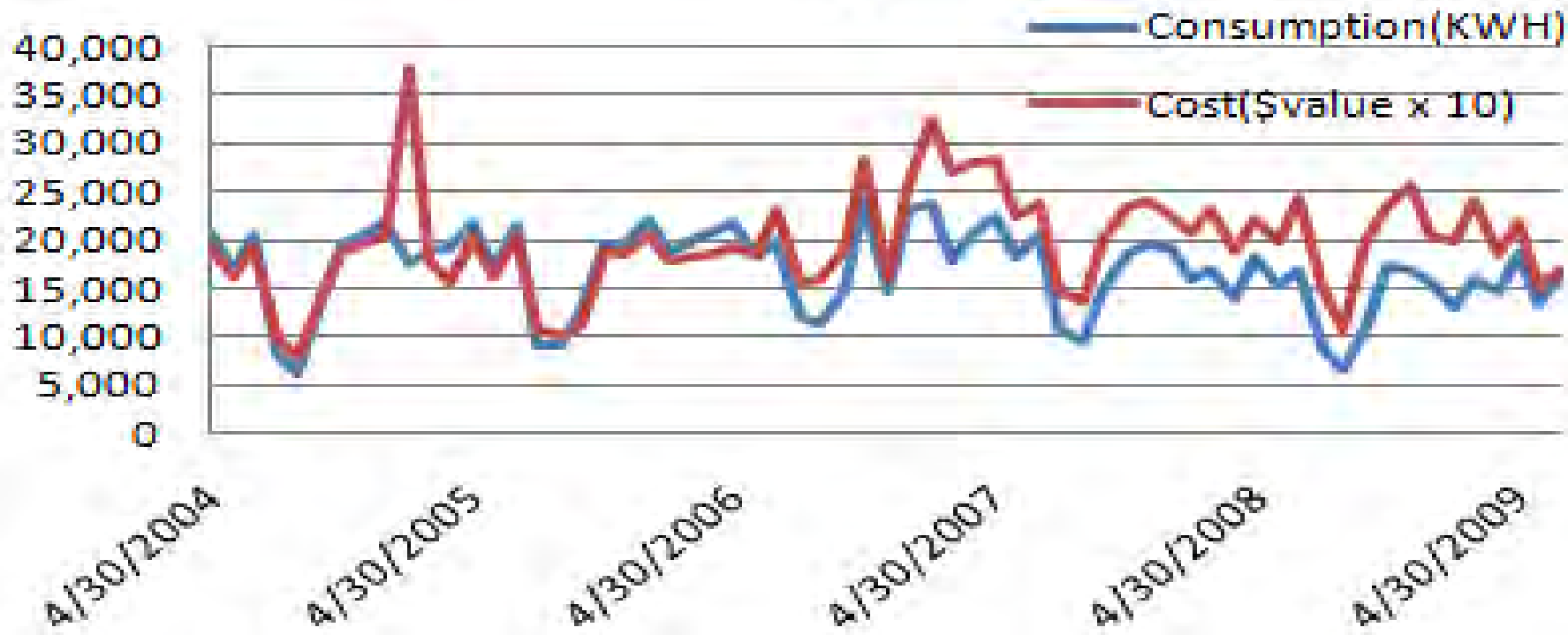
Plainfield Elementary School

- Baseline energy usage:
1,768,219 kBtu's/year
(517,867 kWh)
- Target energy usage with 10%
reductions:
1,591,397kBtu's/year
(466,080 kWh)
- Source energy use intensity
(EUI) kBtu'/Sq. Ft.-year:
Current 87.4, National 127
- Potential Savings with 10%
energy reduction: 6,153 \$'s



Total Space: 35,800 Sq.ft.

Plainfield Elementary Electricity Monthly Use & Cost



Site Energy Use Summary

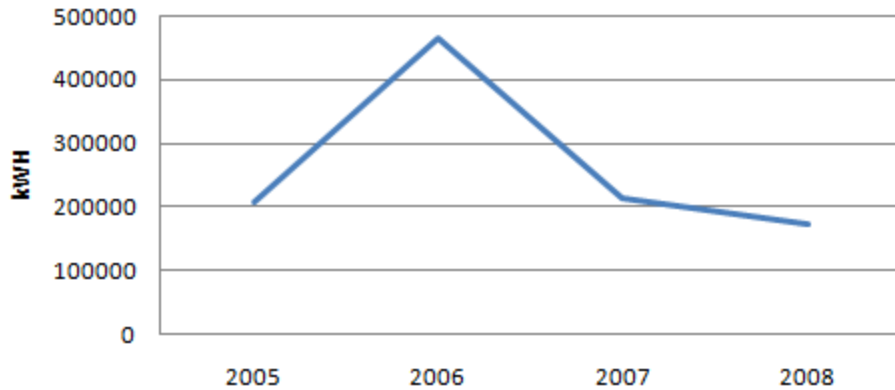
Electricity (kBtu) 576,764
 Fuel Oil (No. 2) (kBtu) 1,191,454
 Natural Gas (kBtu) 0
 Total Energy (kBtu) 1,768,218

Electricity \$/Yr	\$24,038
\$/mo	\$2,003
Oil \$/yr	\$48,337
\$/mo	\$4,028

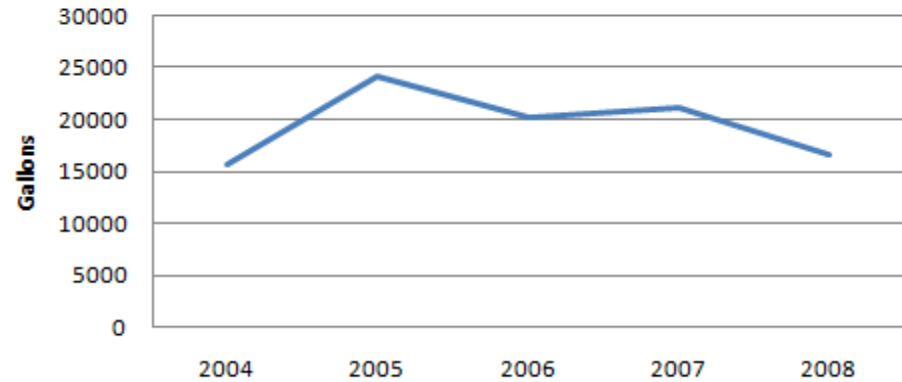
Plainfield Elementary Utility Monthly Use and Cost



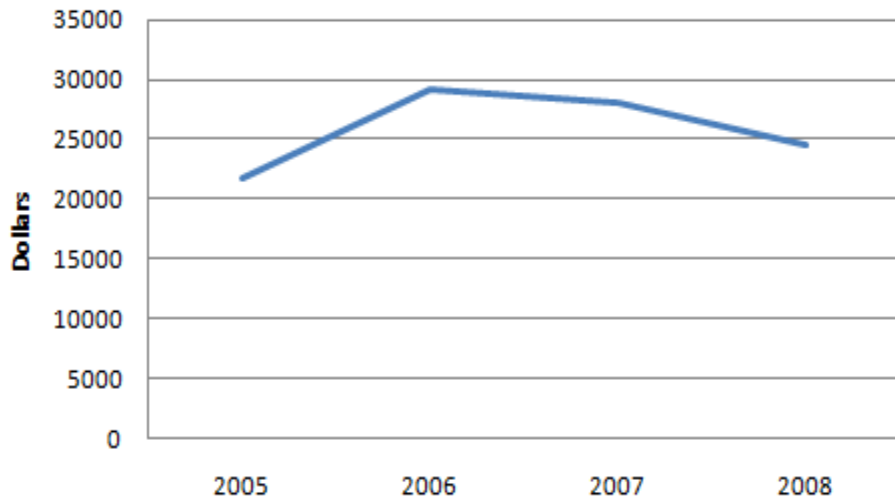
Plainfield Elementary Electricity Consumption



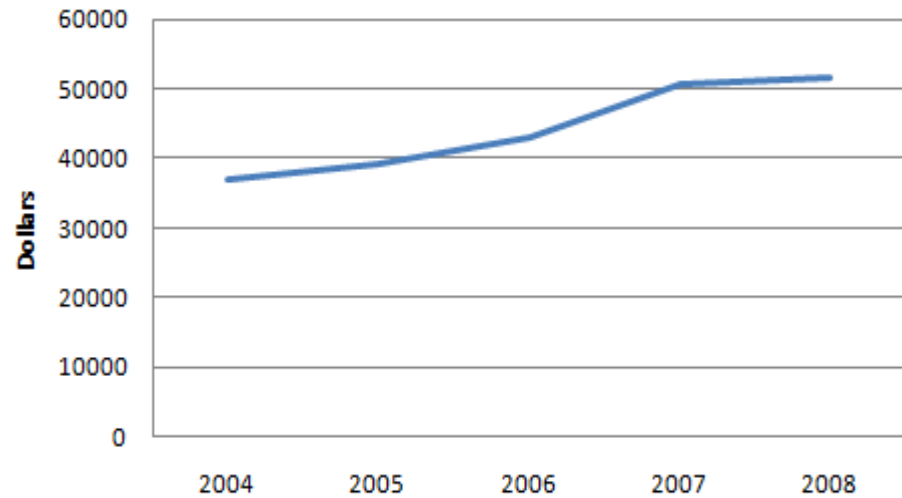
Plainview Elementary Oil Consumption



Plainfield Elementary Electricity Costs



Plainfield Elementary Oil Costs



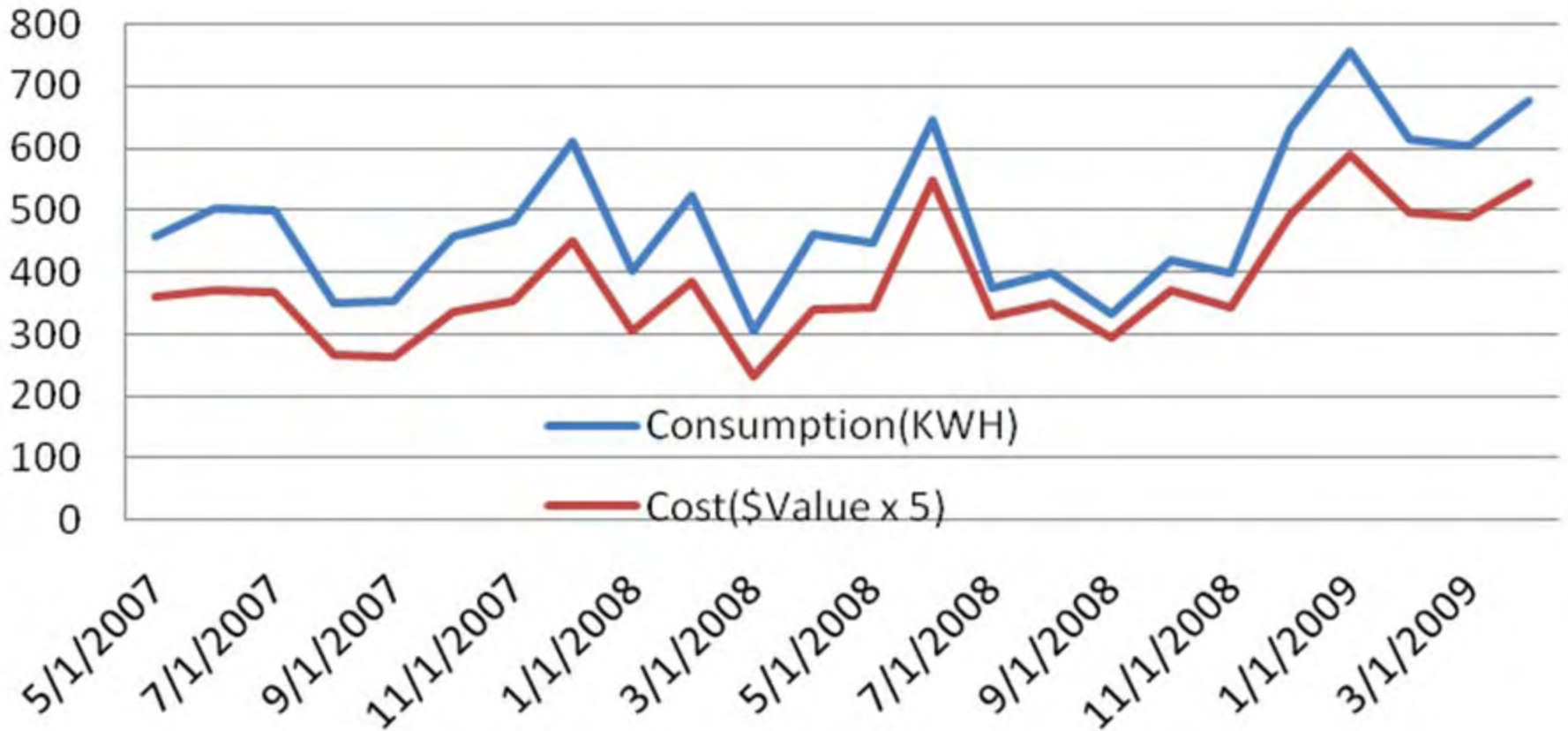
Meriden Public Library

- Baseline energy usage: 163,576 kBtu's/year (47,907kWh)
- Target energy usage with 10% reductions: 147,219 kBtu's/year (43116kWh)
- Source energy use intensity (EUI) kBtu'/Sq. Ft.-year: Current 87, National 246
- Potential Savings with 10% energy reduction: 294 \$'s



Total Space: 2,432 Sq.ft.

Meriden Town Library Electricity and Oil Monthly use & cost



Electricity \$/Yr	\$920
\$/mo	\$77
Oil \$/yr	\$2,004
\$/mo	\$167

Site Energy Use Summary

Electricity (kBtu) 19,693
 Fuel Oil (No. 2) (kBtu) 132,846
 Natural Gas (kBtu) 0
 Total Energy (kBtu) 152,539

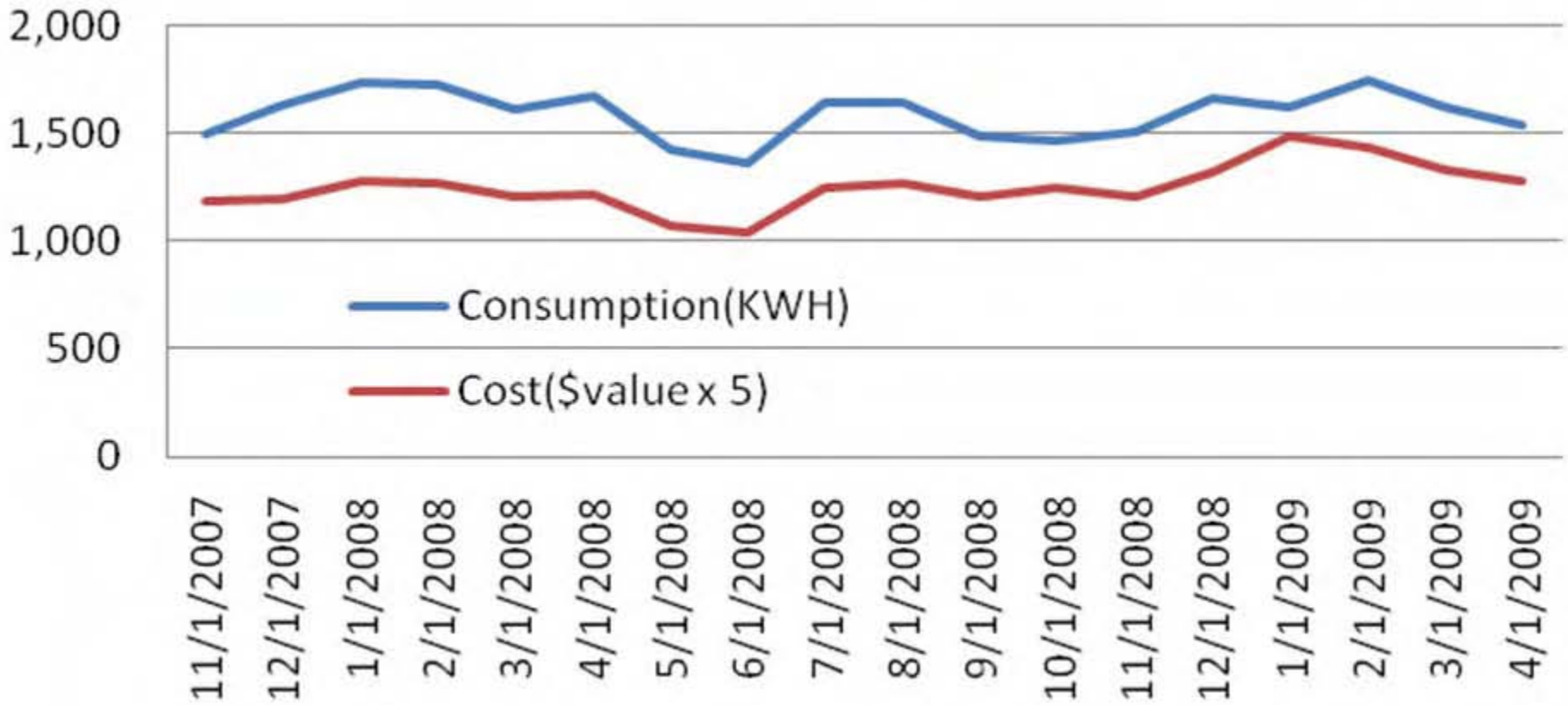
Plainfield Public Library

- **Baseline energy usage:**
288,828 kBtu's/year
(84,590 kWh)
- **Target energy usage with 10% reductions:** 259,945
kBtu's/year
(76,131 kWh)
- **Source energy use intensity (EUI) kBtu'/Sq. Ft.-year:**
Current 77, National 246
- **Potential Savings with 10% energy reduction:** 743 \$'s



Total Space: 6,200 Sq.ft.

Plainfield Public Library Utility Monthly Use & Cost



Site Energy Use Summary
 Electricity (kBtu) 64,025
 Fuel Oil (No. 2) (kBtu) 261,100
 Natural Gas (kBtu) 0
 Total Energy (kBtu) 325,125

Electricity \$/Yr	\$2,995
\$/mo	\$249
Oil \$/yr	\$5,892
\$/mo	\$491

Plainfield Highway Dept Garage

- Baseline energy usage:
250,214 kBtu's/year
(73,281 kWh)
- Target energy usage with
10% reductions:
225,192 kBtu's/year
(65,953 kWh)
- Source energy use intensity
(EUI) kBtu'/Sq. Ft.-year: Current
79, National 150



**Potential Savings with 10%
energy reduction: 679 \$'s**

Total Space: 5,000 Sq.ft.

Plainfield Highway Dept. Utility Monthly Use & Cost

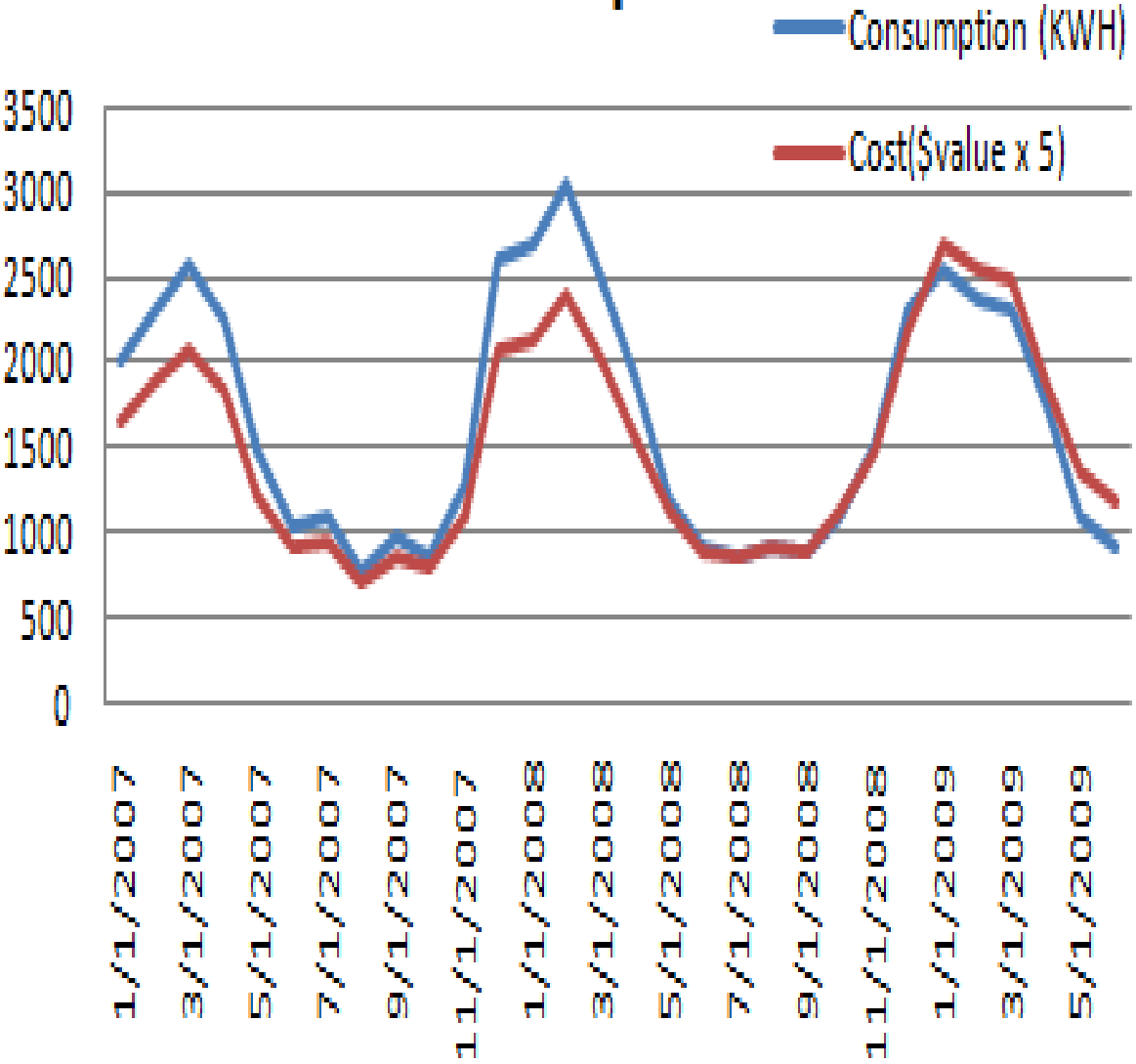


Site Energy Use Summary

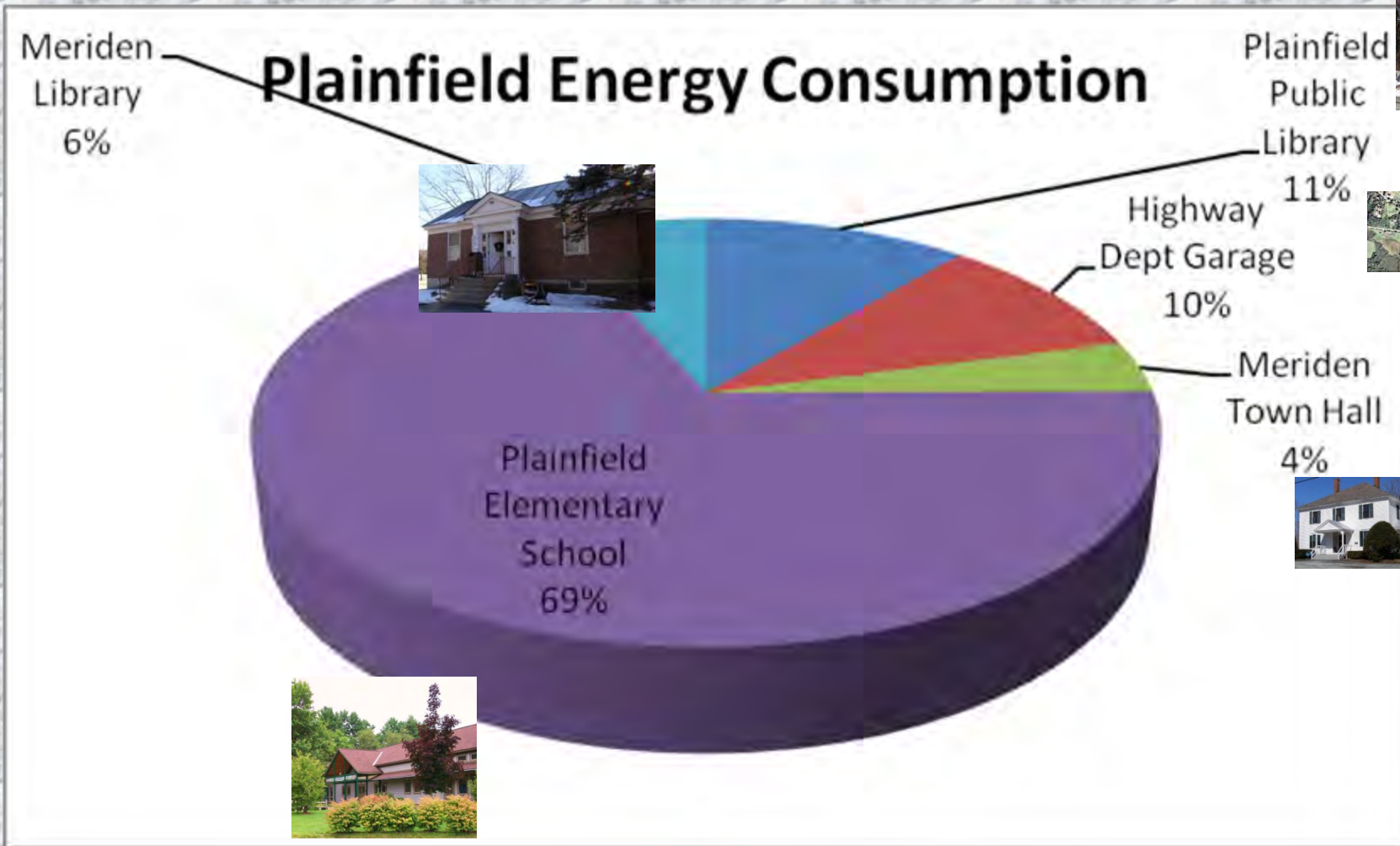
Electricity (kBtu) 67,660
 Fuel Oil (No. 2) (kBtu) 165,138
 Natural Gas (kBtu) 0
 Total Energy (kBtu) 232,798

Electricity \$/Yr	\$3,663
\$/mo	\$305
Oil \$/yr	\$3,651
\$/mo	\$304

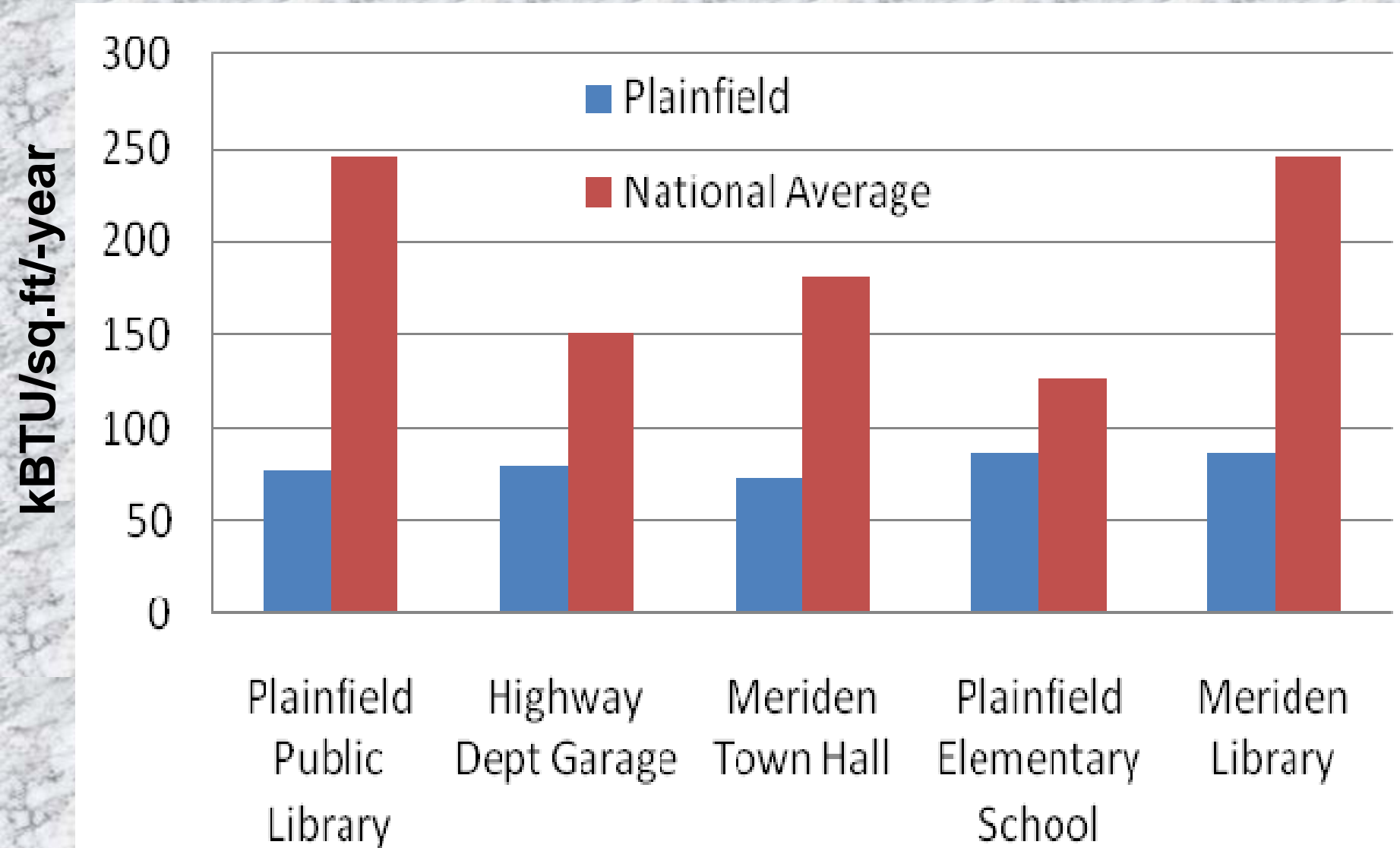
Side Note: Usage Spikes in Winter Months (Snow removal is probably primary role of Highway Dept and thus explains higher usage)



Plainfield Buildings Energy Use: % of 2,572,135 kBtu/Yr (753,314 KWh/yr)



Current Source Energy Use Intensity (EUI) VS. National Average: kBtu/sq.ft-yr



Total Potential yearly Savings with 10% Energy Use Reduction: \$8,166/yr

